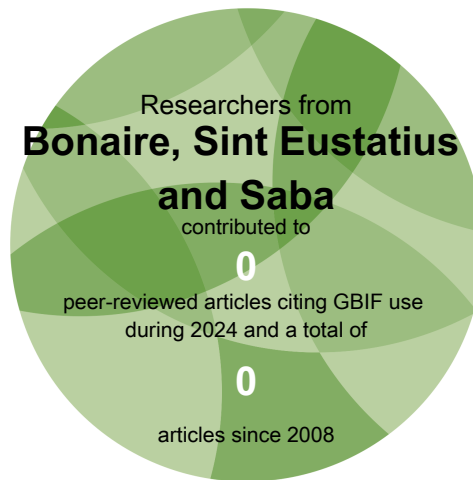


generated January 2025


## Bonaire, Sint Eustatius and Saba

This report provides a series of summary charts, statistics and other details about the mobilization and use of open-access species data through the GBIF network, relating to users and participating institutions in Bonaire, Sint Eustatius and Saba. These metrics show status at the time of report generation, unless otherwise noted. Taken together, the elements of this report can help guide and measure progress toward the information needs for biodiversity research, as well as for national commitments on biodiversity and sustainable development.

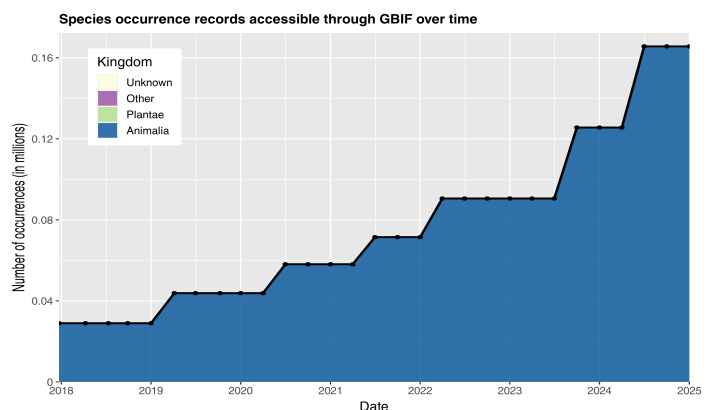
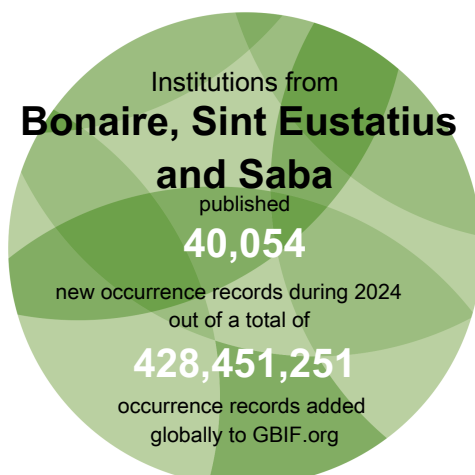
### ► Access and usage



### ► Data availability in Bonaire, Sint Eustatius and Saba



### ► Data mobilization

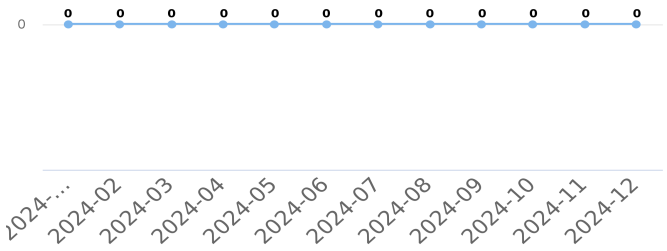
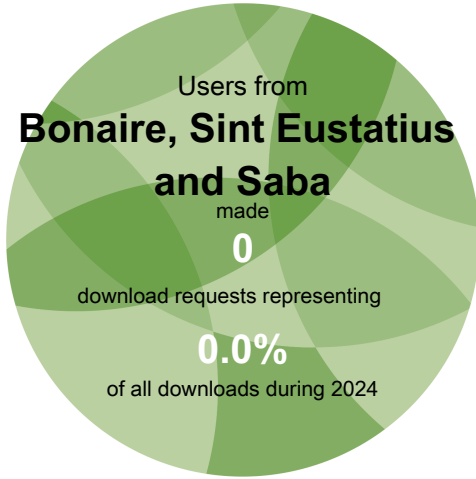


Number of records published by institutions in Bonaire, Sint Eustatius and Saba, categorized by kingdom



## Access and usage

### Data downloads on GBIF.org from users in Bonaire, Sint Eustatius and Saba



Monthly downloads requested by users in Bonaire, Sint Eustatius and Saba



## Data availability

### Total data available for selected taxonomic groups in Bonaire, Sint Eustatius and Saba



**Mammals**  
406  
occurrences



**Birds**  
235,903  
occurrences



**Bony fish**  
19,263  
occurrences



**Amphibians**  
328  
occurrences



**Insects**  
5,085  
occurrences



**Reptiles**  
5,063  
occurrences



**Molluscs**  
4,051  
occurrences



**Arachnids**  
266  
occurrences



**Flowering plants**  
22,138  
occurrences



**Ferns**  
991  
occurrences



**Gymnosperms**  
7  
occurrences



**Mosses**  
452  
occurrences



**Sac fungi**  
36  
occurrences



**Basidiomycota**  
22  
occurrences

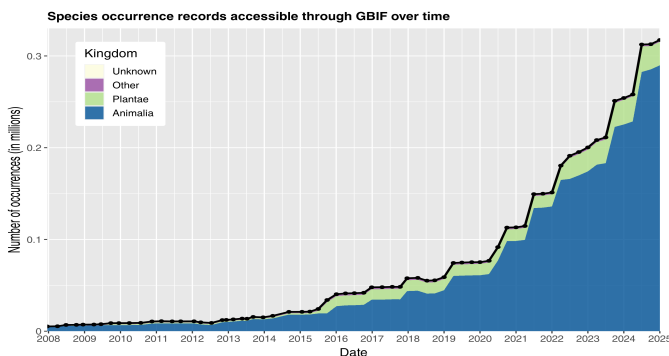
Mammals = Class *Mammalia*  
Birds = Class *Aves*  
Bony fish = Superclass  
*Osteichthyes* p.p.  
Amphibians = Class *Amphibia*

Insects = Class *Insecta*  
Reptiles = Class *Testudines*,  
*Sphenodontia*, *Squamata* &  
*Crocodylia*  
Molluscs = Phylum *Mollusca*

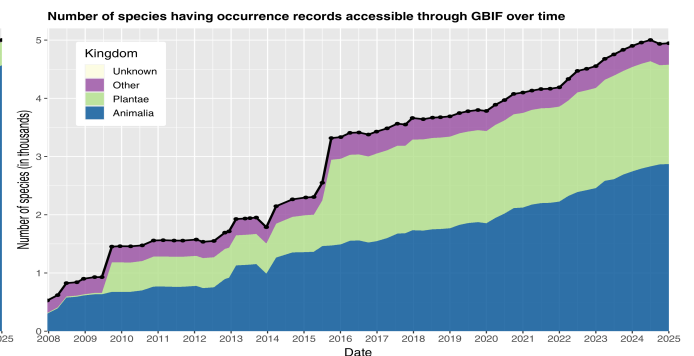
Arachnids = Class *Arachnida*  
Flowering plants = Phylum  
*Magnoliophyta*  
Gymnosperms = Superclass  
*Gymnospermae*

Ferns = Phylum *Pteridophyta*  
Mosses = Phylum *Bryophyta*  
Sac fungi = Phylum *Ascomycota*  
Basidiomycota = Phylum  
*Basidiomycota*

## Change over time in records about biodiversity in Bonaire, Sint Eustatius and Saba



Occurrence records available about species occurring in Bonaire, Sint Eustatius and Saba



Species for which at least one occurrence record is available in Bonaire, Sint Eustatius and Saba

### WHY MIGHT THE AMOUNT OF MOBILIZED DATA DECREASE?

Datasets are sometimes removed by publishers, but more often decreases in the number of records are due to the removal of duplicate records and datasets.

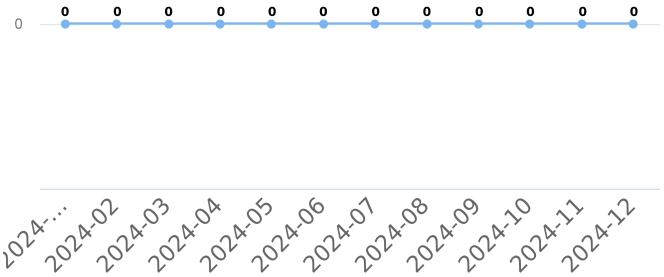
**SPECIES COUNTS** represent the number of binomial scientific names for which GBIF has received data records, organized as far as possible using synonyms recorded in key databases like the Catalogue of Life



### Newest publishers from Bonaire, Sint Eustatius and Saba

No data available

### Occurrence records downloaded from GBIF.org, published by institutions in Bonaire, Sint Eustatius and Saba



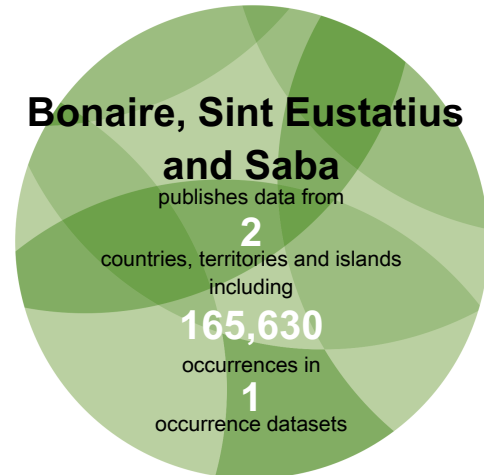
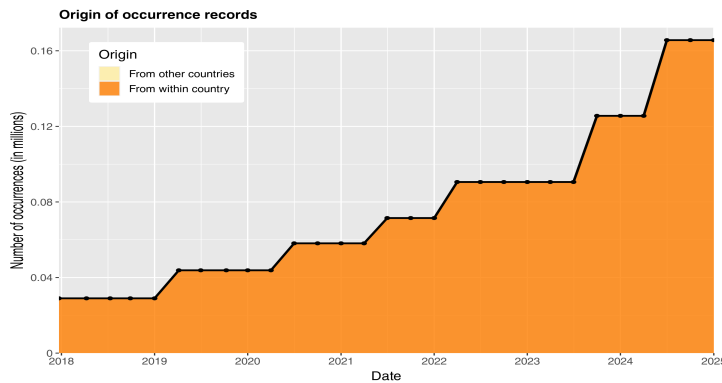
See all publishers from this country or area  
[gbif.org/publisher/search?country=BQ](https://gbif.org/publisher/search?country=BQ)

Number of occurrence records downloaded via GBIF.org published by institutions in Bonaire, Sint Eustatius and Saba



## Data mobilization

### Data sharing with country or area of origin by national institutions in Bonaire, Sint Eustatius and Saba



Data sharing with country or area of origin

The chart above shows the number of records shared over time by publishers within Bonaire, Sint Eustatius and Saba, with separate colours for records about species occurring within undefined and those occurring elsewhere.

### Top data contributors about biodiversity in Bonaire, Sint Eustatius and Saba

Rank	Country or area	No. of occurrences
1	Bonaire, Sint Eustatius and Saba	165,617
2	Netherlands	77,571
3	United States of America	59,306
4	Venezuela	3,359
5	Canada	846
6	International organization or unknown country	783
7	France	733
8	United Kingdom	604
9	Russian Federation	256
10	Germany	222

Table 1. Ranking of countries or areas contributing data about Bonaire, Sint Eustatius and Saba

### Top datasets contributing data about Bonaire, Sint Eustatius and Saba

EOD – eBird Observation Dataset. *165,617 occurrences in Bonaire, Sint Eustatius and Saba.* (Last updated 27 Sep 2024)

Observation.org, Nature data from around the World. *58,512 occurrences in Bonaire, Sint Eustatius and Saba.* (Last updated 3 Jan 2025)

iNaturalist Research-grade Observations. *31,620 occurrences in Bonaire, Sint Eustatius and Saba.* (Last updated 30 Dec 2024)

University of Liverpool seabird tracking in Anguilla 2012-2015. *19,275 occurrences in Bonaire, Sint Eustatius and Saba.* (Last updated 24 Apr 2021)

Flora of the Dutch Caribbean Islands. *9,420 occurrences in Bonaire, Sint Eustatius and Saba.* (Last updated 26 May 2022)

See all contributing countries and areas or datasets: [gbif.org/country/BQ/about](https://gbif.org/country/BQ/about)