



generated January 2025


Grenada

This report provides a series of summary charts, statistics and other details about the mobilization and use of open-access species data through the GBIF network, relating to users and participating institutions in Grenada. These metrics show status at the time of report generation, unless otherwise noted. Taken together, the elements of this report can help guide and measure progress toward the information needs for biodiversity research, as well as for national commitments on biodiversity and sustainable development.

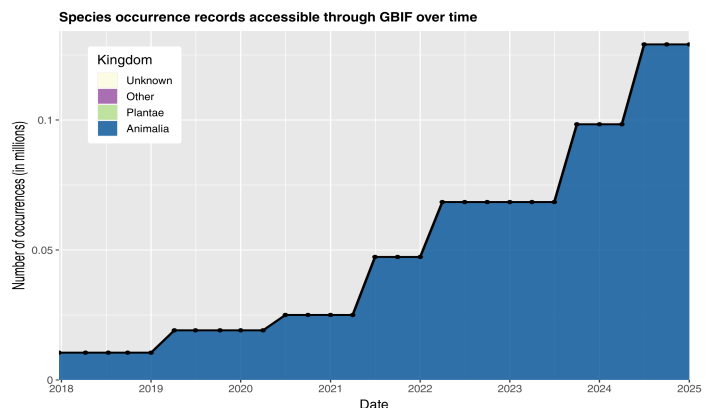
► Access and usage



► Data availability in Grenada



► Data mobilization

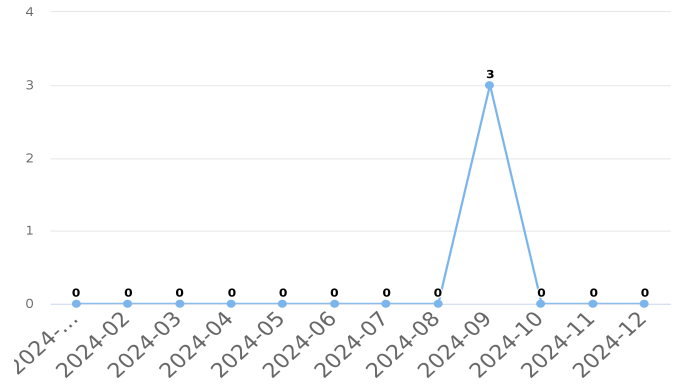
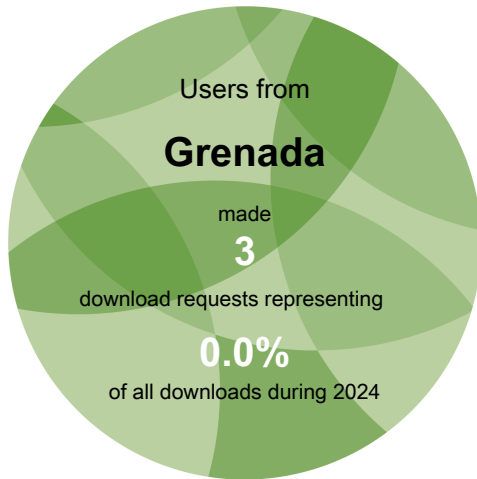


Number of records published by institutions in Grenada, categorized by kingdom



Access and usage

Data downloads on GBIF.org from users in Grenada



Monthly downloads requested by users in Grenada



Data availability

Total data available for selected taxonomic groups in Grenada



Mammals
1,233
occurrences



Birds
131,974
occurrences



Bony fish
1,138
occurrences



Amphibians
855
occurrences



Insects
3,367
occurrences



Reptiles
2,347
occurrences



Molluscs
4,492
occurrences



Arachnids
177
occurrences



Flowering plants
6,240
occurrences



Ferns
1,941
occurrences



Gymnosperms
2
occurrences



Mosses
188
occurrences



Sac fungi
710
occurrences



Basidiomycota
455
occurrences

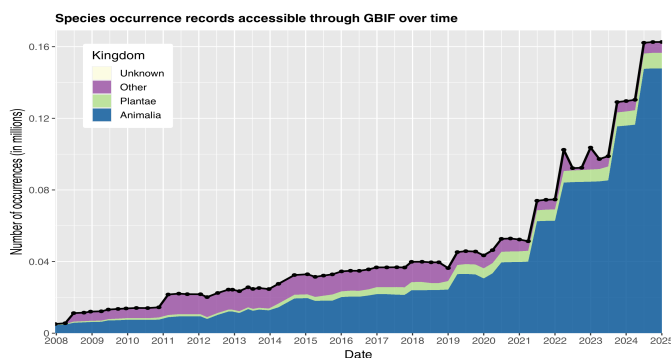
Mammals = Class *Mammalia*
Birds = Class *Aves*
Bony fish = Superclass
Osteichthyes p.p.
Amphibians = Class *Amphibia*

Insects = Class *Insecta*
Reptiles = Class *Testudines*,
Sphenodontia, *Squamata* &
Crocodylia
Molluscs = Phylum *Mollusca*

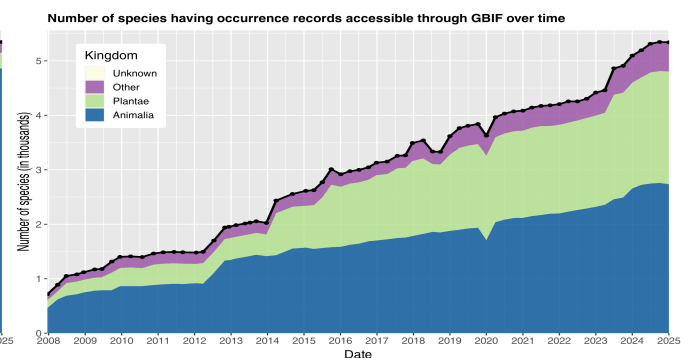
Arachnids = Class *Arachnida*
Flowering plants = Phylum
Magnoliophyta
Gymnosperms = Superclass
Gymnospermae

Ferns = Phylum *Pteridophyta*
Mosses = Phylum *Bryophyta*
Sac fungi = Phylum *Ascomycota*
Basidiomycota = Phylum
Basidiomycota

Change over time in records about biodiversity in Grenada



Occurrence records available about species occurring in Grenada



Species for which at least one occurrence record is available in Grenada

WHY MIGHT THE AMOUNT OF MOBILIZED DATA DECREASE?

Datasets are sometimes removed by publishers, but more often decreases in the number of records are due to the removal of duplicate records and datasets.

SPECIES COUNTS represent the number of binomial scientific names for which GBIF has received data records, organized as far as possible using synonyms recorded in key databases like the Catalogue of Life



Newest publishers from Grenada

No data available

Occurrence records downloaded from GBIF.org, published by institutions in Grenada



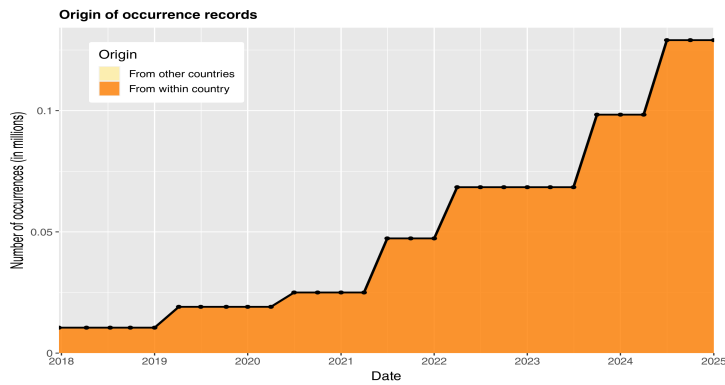
See all publishers from this country or area
gbif.org/publisher/search?country=GD

Number of occurrence records downloaded via GBIF.org published by institutions in Grenada

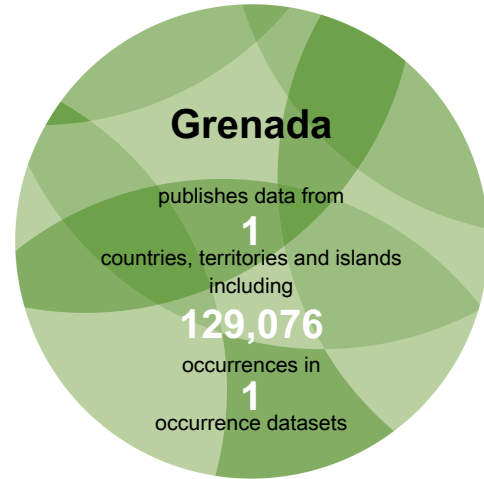


Data mobilization

Data sharing with country or area of origin by national institutions in Grenada



Data sharing with country or area of origin



The chart above shows the number of records shared over time by publishers within Grenada, with separate colours for records about species occurring within undefined and those occurring elsewhere.

Top data contributors about biodiversity in Grenada

Rank	Country or area	No. of occurrences
1	Grenada	129,076
2	United States of America	21,870
3	Germany	4,474
4	United Kingdom	2,722
5	Netherlands	997
6	Belgium	845
7	Canada	561
8	France	405
9	International organization or unknown country	382
10	Trinidad and Tobago	339

Table 1. Ranking of countries or areas contributing data about Grenada

Top datasets contributing data about Grenada

EOD – eBird Observation Dataset. *129,076 occurrences in Grenada.* (Last updated 27 Sep 2024)

Museum of Comparative Zoology, Harvard University. *4,207 occurrences in Grenada.* (Last updated 1 Jan 2025)

NMNH Extant Specimen Records (USNM, US). *4,177 occurrences in Grenada.* (Last updated 2 Jan 2025)

Distribution of planktic foraminifera of sediment core M35003-4. *2,762 occurrences in Grenada.* (Last updated 9 Nov 2024)

iNaturalist Research-grade Observations. *2,493 occurrences in Grenada.* (Last updated 30 Dec 2024)

See all contributing countries and areas or datasets: gbif.org/country/GD/about