



generated January 2025

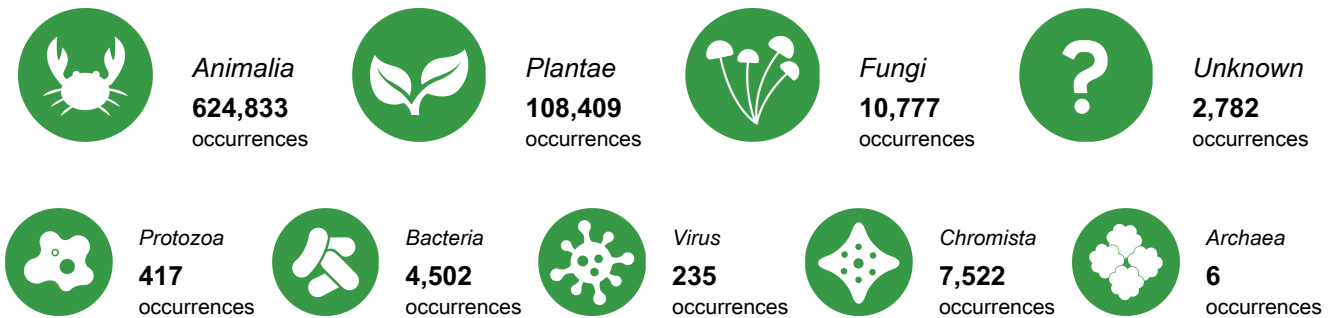
Guadeloupe

This report provides a series of summary charts, statistics and other details about the mobilization and use of open-access species data through the GBIF network, relating to users and participating institutions in Guadeloupe. These metrics show status at the time of report generation, unless otherwise noted. Taken together, the elements of this report can help guide and measure progress toward the information needs for biodiversity research, as well as for national commitments on biodiversity and sustainable development.

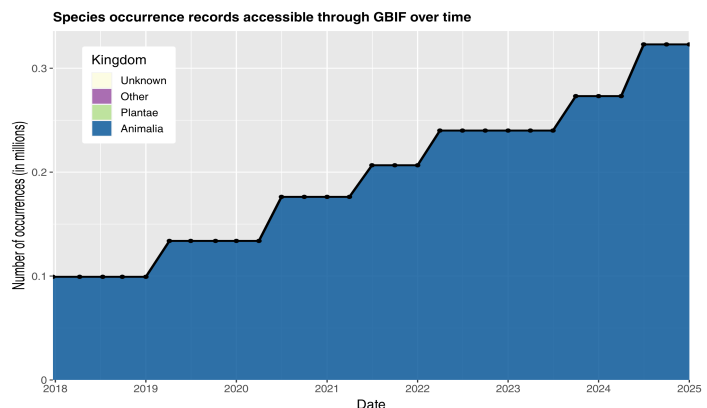
► Access and usage



► Data availability in Guadeloupe



► Data mobilization

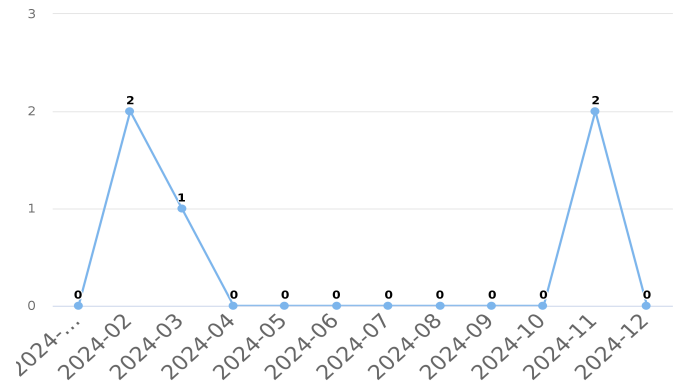
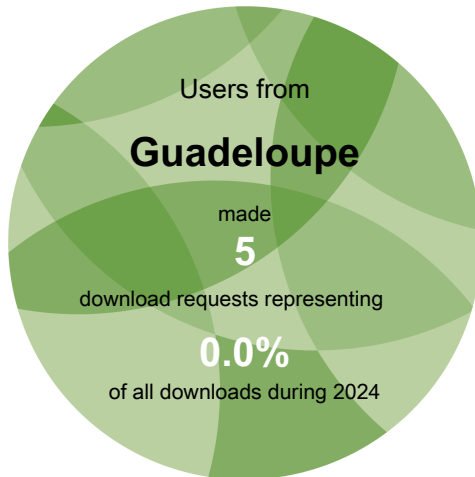


Number of records published by institutions in Guadeloupe, categorized by kingdom



Access and usage

Data downloads on GBIF.org from users in Guadeloupe



Monthly downloads requested by users in Guadeloupe

Recent peer-reviewed articles using GBIF-mediated data by co-authors based in Guadeloupe

The GBIF Secretariat maintains and reports on an ongoing literature tracking programme, giving priority to substantive uses of GBIF-mediated data in peer-reviewed literature while identifying the countries or areas of the authors' institutional affiliations. The citations below represent the five most recent journal articles with at least one co-author from Guadeloupe.

Those interested in assisting the Secretariat in identifying additional peer-reviewed uses of GBIF-mediated data may forward relevant citations to comms@gbif.org.

Cajigas Gandia, Alonso Bosch, Mancina *et al.* (2023) Climatic variation along the distributional range in Cuban Anolis lizards: Species and ecomorphs under future scenarios of climate change. *Global Ecology and Conservation*.

<https://doi.org/10.1016/j.gecco.2023.e02401>

See all research from this country or area
gbif.org/country/GP/publications/from



Data availability

Total data available for selected taxonomic groups in Guadeloupe



Mammals
18,579
occurrences



Birds
432,254
occurrences



Bony fish
26,350
occurrences



Amphibians
2,224
occurrences



Insects
49,887
occurrences



Reptiles
6,510
occurrences



Molluscs
41,169
occurrences



Arachnids
1,658
occurrences



Flowering plants
85,788
occurrences



Ferns
9,456
occurrences



Gymnosperms
114
occurrences



Mosses
5,062
occurrences



Sac fungi
5,440
occurrences



Basidiomycota
4,330
occurrences

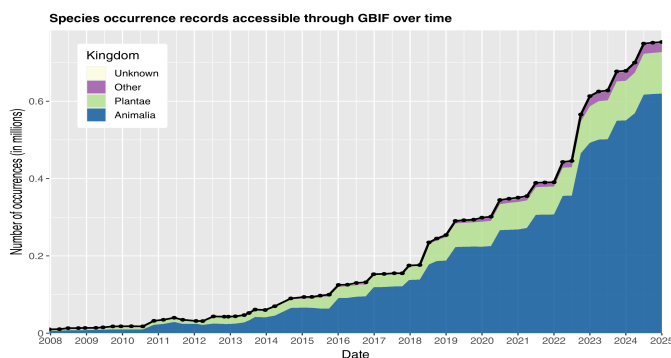
Mammals = Class *Mammalia*
Birds = Class *Aves*
Bony fish = Superclass
Osteichthyes p.p.
Amphibians = Class *Amphibia*

Insects = Class *Insecta*
Reptiles = Class *Testudines*,
Sphenodontia, *Squamata* &
Crocodylia
Molluscs = Phylum *Mollusca*

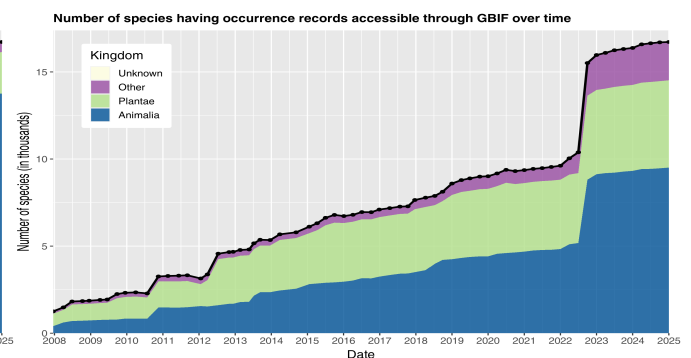
Arachnids = Class *Arachnida*
Flowering plants = Phylum
Magnoliophyta
Gymnosperms = Superclass
Gymnospermae

Ferns = Phylum *Pteridophyta*
Mosses = Phylum *Bryophyta*
Sac fungi = Phylum *Ascomycota*
Basidiomycota = Phylum
Basidiomycota

Change over time in records about biodiversity in Guadeloupe



Occurrence records available about species occurring in Guadeloupe



Species for which at least one occurrence record is available in Guadeloupe

WHY MIGHT THE AMOUNT OF MOBILIZED DATA DECREASE?

Datasets are sometimes removed by publishers, but more often decreases in the number of records are due to the removal of duplicate records and datasets.

SPECIES COUNTS represent the number of binomial scientific names for which GBIF has received data records, organized as far as possible using synonyms recorded in key databases like the Catalogue of Life



Newest publishers from Guadeloupe

No data available

Occurrence records downloaded from GBIF.org, published by institutions in Guadeloupe



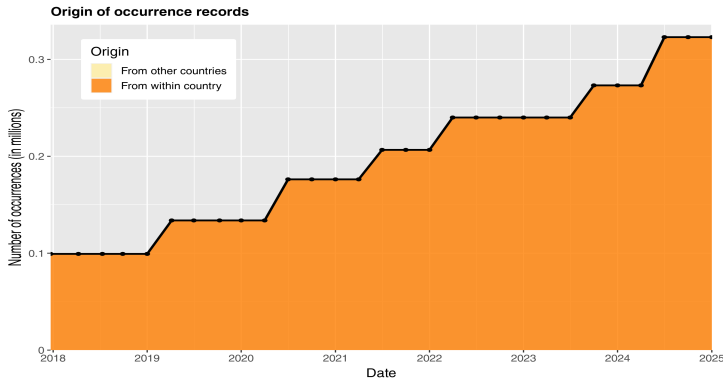
See all publishers from this country or area
gbif.org/publisher/search?country=GP

Number of occurrence records downloaded via GBIF.org published by institutions in Guadeloupe

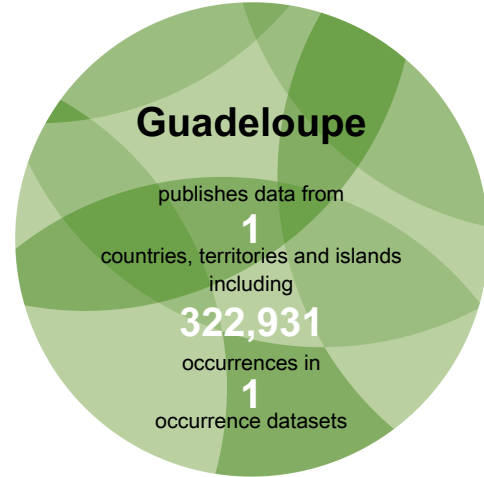


Data mobilization

Data sharing with country or area of origin by national institutions in Guadeloupe



Data sharing with country or area of origin



The chart above shows the number of records shared over time by publishers within Guadeloupe, with separate colours for records about species occurring within undefined and those occurring elsewhere.

Top data contributors about biodiversity in Guadeloupe

Rank	Country or area	No. of occurrences
1	France	354,446
2	Guadeloupe	322,931
3	United States of America	51,850
4	Estonia	8,872
5	United Kingdom	5,323
6	Netherlands	3,157
7	Belgium	2,528
8	International organization or unknown country	1,475
9	Germany	1,258
10	Brazil	1,154

Table 1. Ranking of countries or areas contributing data about Guadeloupe

Top datasets contributing data about Guadeloupe

EOD – eBird Observation Dataset. *322,931 occurrences in Guadeloupe.* (Last updated 27 Sep 2024)

Données issues de commandes ou subventions de la DEAL Guadeloupe ou produite en interne par les chargés de mission - Données issues du programme STOC ou Suivi Temporel des Oiseaux Communs.. *47,592 occurrences in Guadeloupe.* (Last updated 17 Dec 2022)

Programme CROMIS: carnet de plongée en ligne de la FFESSM-Observations d'espèces subaquatiques collectées par les utilisateurs de CROMIS. *33,418 occurrences in Guadeloupe.* (Last updated 20 Mar 2024)

Données du Parc National de la Guadeloupe - Inventaire des Orchidées de Guadeloupe. *24,315 occurrences in Guadeloupe.* (Last updated 16 Dec 2022)

The molluscs collection (IM) of the Muséum national d'Histoire naturelle (MNHN - Paris). *16,106 occurrences in Guadeloupe.* (Last updated 1 Jan 2025)

See all contributing countries and areas or datasets: gbif.org/country/GP/about