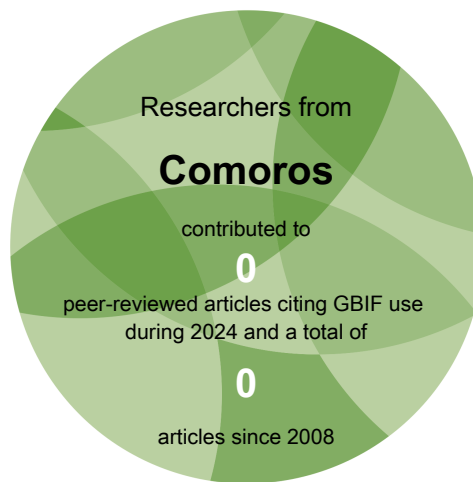


generated January 2025

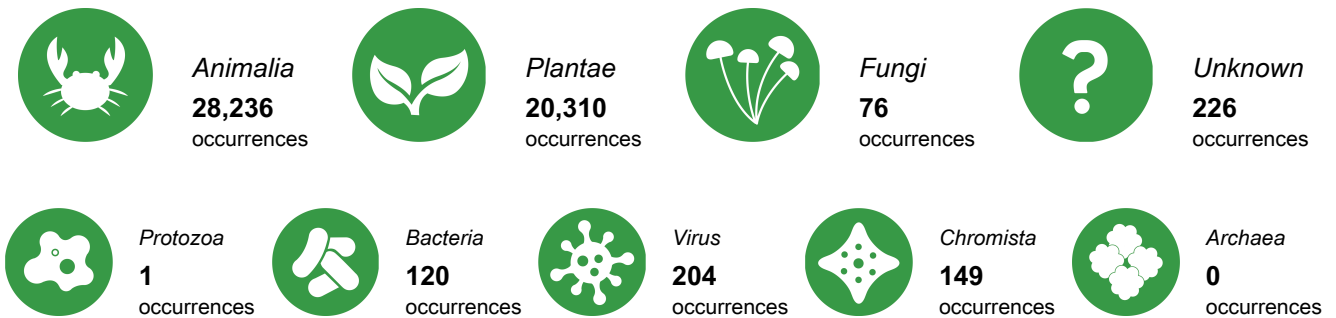
Comoros

This report provides a series of summary charts, statistics and other details about the mobilization and use of open-access species data through the GBIF network, relating to users and participating institutions in Comoros. These metrics show status at the time of report generation, unless otherwise noted. Taken together, the elements of this report can help guide and measure progress toward the information needs for biodiversity research, as well as for national commitments on biodiversity and sustainable development.

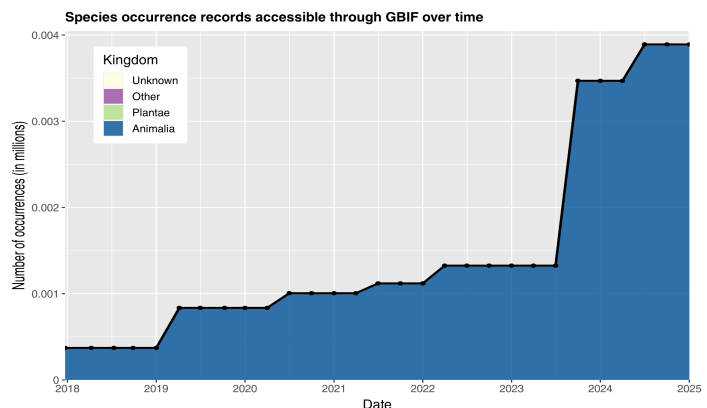
► Access and usage



► Data availability in Comoros



► Data mobilization

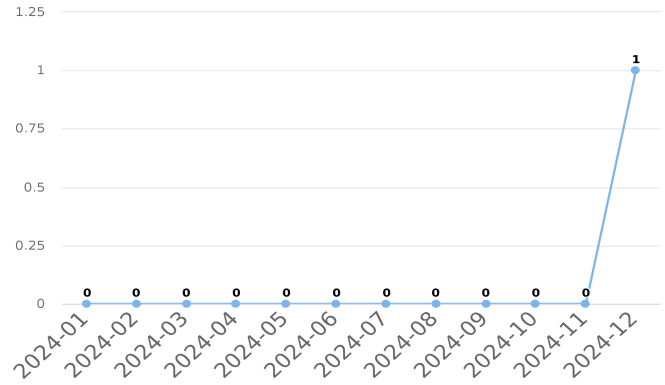
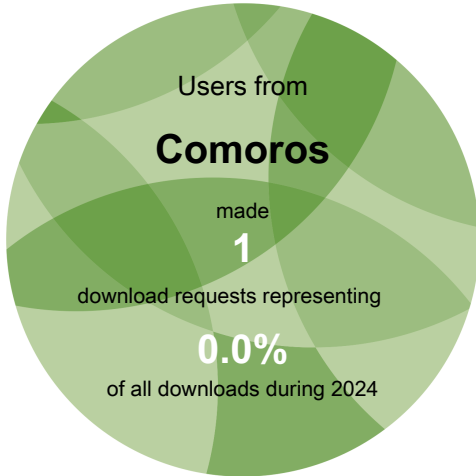


Number of records published by institutions in Comoros, categorized by kingdom



Access and usage

Data downloads on GBIF.org from users in Comoros



Monthly downloads requested by users in Comoros



Data availability

Total data available for selected taxonomic groups in Comoros



Mammals
1,245
occurrences



Birds
6,175
occurrences



Bony fish
7,719
occurrences



Amphibians
4
occurrences



Insects
7,012
occurrences



Reptiles
1,235
occurrences



Molluscs
2,900
occurrences



Arachnids
174
occurrences



Flowering plants
14,627
occurrences



Ferns
2,770
occurrences



Gymnosperms
24
occurrences



Mosses
2,111
occurrences



Sac fungi
68
occurrences



Basidiomycota
6
occurrences

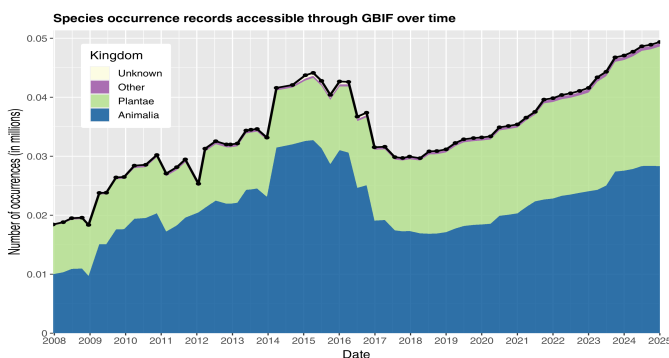
Mammals = Class *Mammalia*
Birds = Class *Aves*
Bony fish = Superclass
Osteichthyes p.p.
Amphibians = Class *Amphibia*

Insects = Class *Insecta*
Reptiles = Class *Testudines*,
Sphenodontia, *Squamata* &
Crocodylia
Molluscs = Phylum *Mollusca*

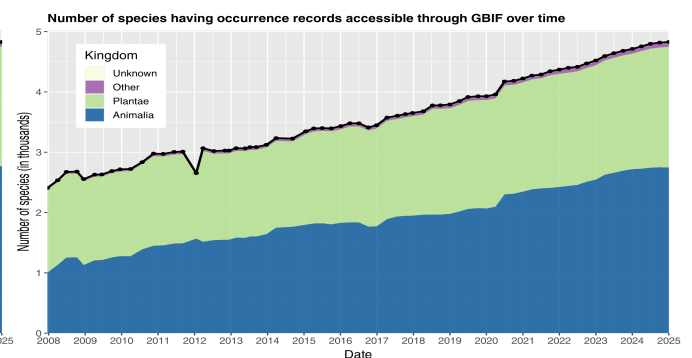
Arachnids = Class *Arachnida*
Flowering plants = Phylum
Magnoliophyta
Gymnosperms = Superclass
Gymnospermae

Ferns = Phylum *Pteridophyta*
Mosses = Phylum *Bryophyta*
Sac fungi = Phylum *Ascomycota*
Basidiomycota = Phylum
Basidiomycota

Change over time in records about biodiversity in Comoros



Occurrence records available about species occurring in Comoros



Species for which at least one occurrence record is available in Comoros

WHY MIGHT THE AMOUNT OF MOBILIZED DATA DECREASE?

Datasets are sometimes removed by publishers, but more often decreases in the number of records are due to the removal of duplicate records and datasets.

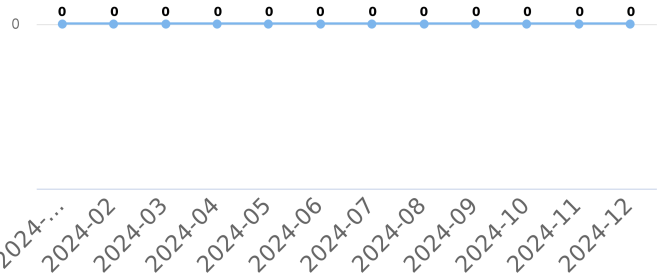
SPECIES COUNTS represent the number of binomial scientific names for which GBIF has received data records, organized as far as possible using synonyms recorded in key databases like the Catalogue of Life



Newest publishers from Comoros

No data available

Occurrence records downloaded from GBIF.org, published by institutions in Comoros



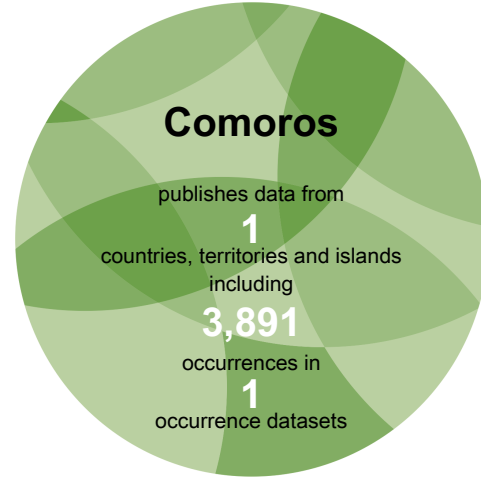
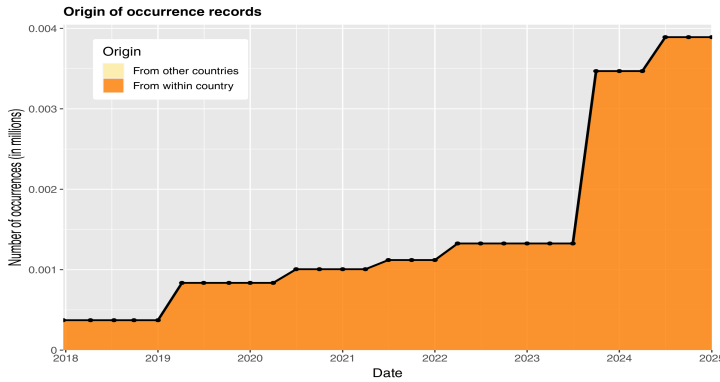
See all publishers from this country or area
gbif.org/publisher/search?country=KM

Number of occurrence records downloaded via GBIF.org published by institutions in Comoros



Data mobilization

Data sharing with country or area of origin by national institutions in Comoros



Data sharing with country or area of origin

The chart above shows the number of records shared over time by publishers within Comoros, with separate colours for records about species occurring within undefined and those occurring elsewhere.

Top data contributors about biodiversity in Comoros

Rank	Country or area	No. of occurrences
1	United States of America	16,034
2	France	12,105
3	Comoros	3,891
4	Belgium	3,661
5	United Kingdom	2,826
6	Canada	2,388
7	South Africa	2,188
8	International organization or unknown country	1,531
9	Netherlands	886
10	Germany	659

Top datasets contributing data about Comoros

The vascular plants collection (P) at the Herbarium of the Muséum national d'Histoire Naturelle (MNHN - Paris). 7,292 occurrences in Comoros. (Last updated 1 Jan 2025)

EOD – eBird Observation Dataset. 3,891 occurrences in Comoros. (Last updated 27 Sep 2024)

AntWeb. 3,168 occurrences in Comoros. (Last updated 30 Dec 2024)

Tropicos Specimens Non-MO. 2,821 occurrences in Comoros. (Last updated 4 Jan 2025)

Ichthyology Collection - Royal Ontario Museum. 2,236 occurrences in Comoros. (Last updated 3 Nov 2020)

Table 1. Ranking of countries or areas contributing data about Comoros

See all contributing countries and areas or datasets: gbif.org/country/KM/about