




generated January 2025

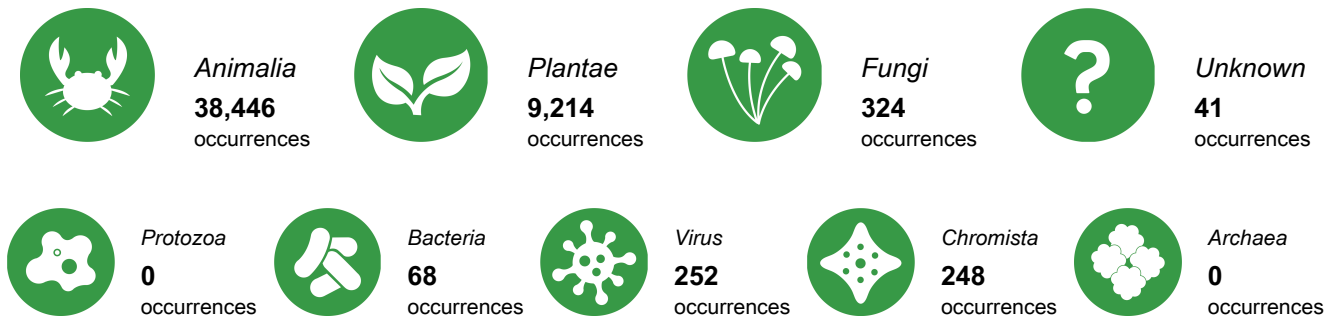
Saint Kitts and Nevis

This report provides a series of summary charts, statistics and other details about the mobilization and use of open-access species data through the GBIF network, relating to users and participating institutions in Saint Kitts and Nevis. These metrics show status at the time of report generation, unless otherwise noted. Taken together, the elements of this report can help guide and measure progress toward the information needs for biodiversity research, as well as for national commitments on biodiversity and sustainable development.

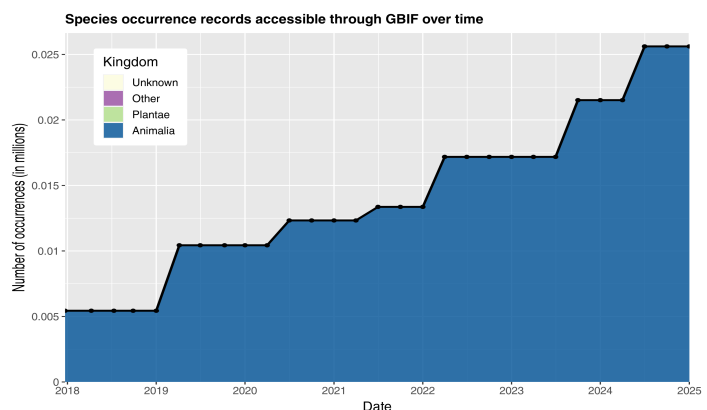
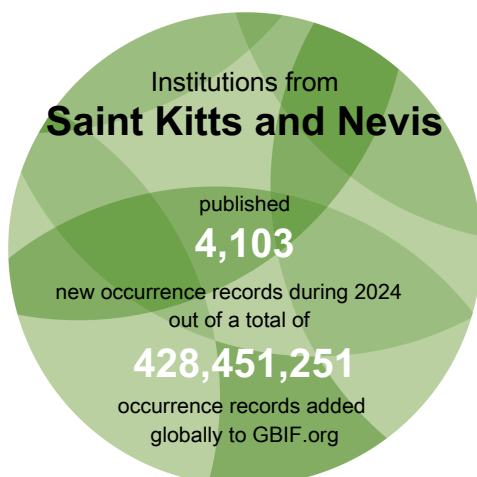
► Access and usage



► Data availability in Saint Kitts and Nevis



► Data mobilization

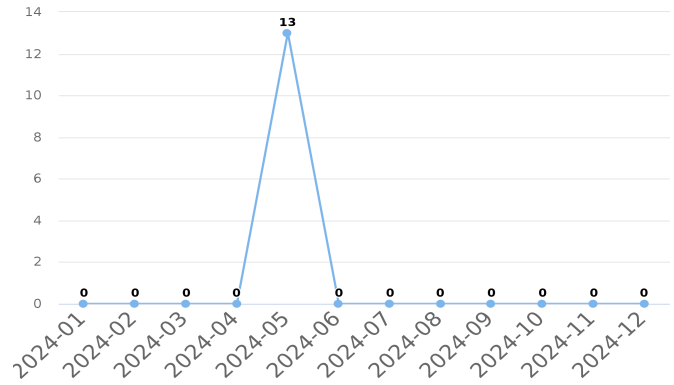
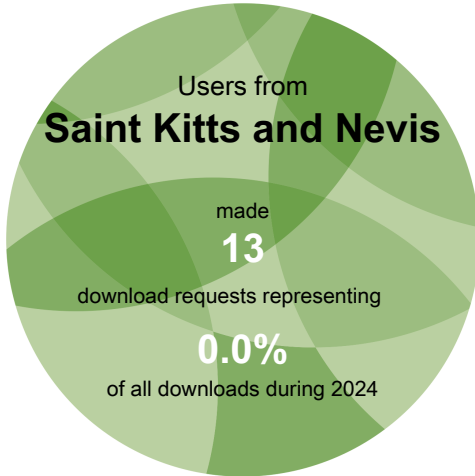


Number of records published by institutions in Saint Kitts and Nevis, categorized by kingdom



Access and usage

Data downloads on GBIF.org from users in Saint Kitts and Nevis



Monthly downloads requested by users in Saint Kitts and Nevis



Data availability

Total data available for selected taxonomic groups in Saint Kitts and Nevis



Mammals
622
occurrences



Birds
27,692
occurrences



Bony fish
654
occurrences



Amphibians
511
occurrences



Insects
3,874
occurrences



Reptiles
1,251
occurrences



Molluscs
2,154
occurrences



Arachnids
227
occurrences



Flowering plants
6,982
occurrences



Ferns
771
occurrences



Gymnosperms
16
occurrences



Mosses
475
occurrences



Sac fungi
242
occurrences



Basidiomycota
68
occurrences

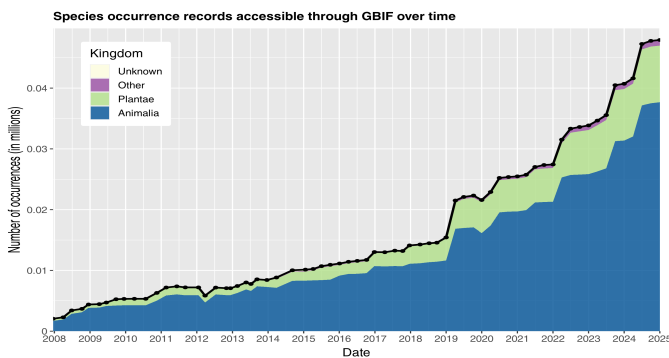
Mammals = Class *Mammalia*
Birds = Class *Aves*
Bony fish = Superclass
Osteichthyes p.p.
Amphibians = Class *Amphibia*

Insects = Class *Insecta*
Reptiles = Class *Testudines*,
Sphenodontia, *Squamata* &
Crocodylia
Molluscs = Phylum *Mollusca*

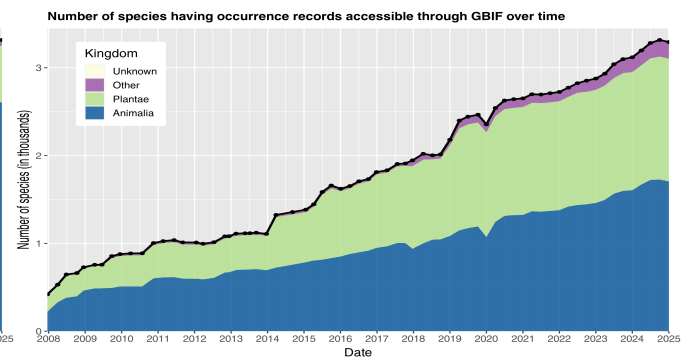
Arachnids = Class *Arachnida*
Flowering plants = Phylum
Magnoliophyta
Gymnosperms = Superclass
Gymnospermae

Ferns = Phylum *Pteridophyta*
Mosses = Phylum *Bryophyta*
Sac fungi = Phylum *Ascomycota*
Basidiomycota = Phylum
Basidiomycota

Change over time in records about biodiversity in Saint Kitts and Nevis



Occurrence records available about species occurring in Saint Kitts and Nevis



Species for which at least one occurrence record is available in Saint Kitts and Nevis

WHY MIGHT THE AMOUNT OF MOBILIZED DATA DECREASE?

Datasets are sometimes removed by publishers, but more often decreases in the number of records are due to the removal of duplicate records and datasets.

SPECIES COUNTS represent the number of binomial scientific names for which GBIF has received data records, organized as far as possible using synonyms recorded in key databases like the Catalogue of Life



Newest publishers from Saint Kitts and Nevis

No data available

Occurrence records downloaded from GBIF.org, published by institutions in Saint Kitts and Nevis



2024-01
2024-02
2024-03
2024-04
2024-05
2024-06
2024-07
2024-08
2024-09
2024-10
2024-11
2024-12

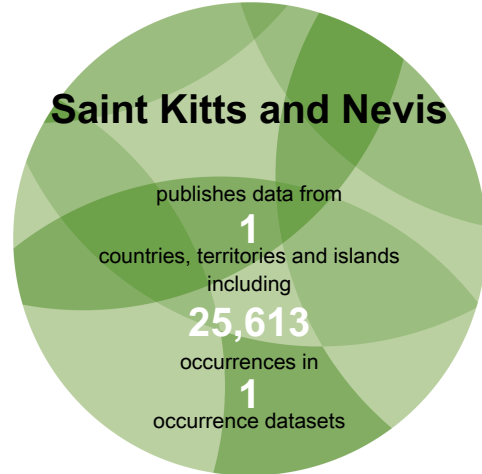
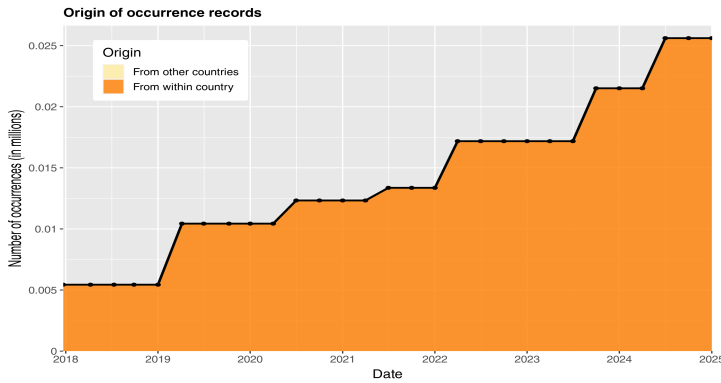
See all publishers from this country or area
gbif.org/publisher/search?country=KN

Number of occurrence records downloaded via
GBIF.org published by institutions in Saint Kitts and
Nevis



Data mobilization

Data sharing with country or area of origin by national institutions in Saint Kitts and Nevis



Data sharing with country or area of origin

The chart above shows the number of records shared over time by publishers within Saint Kitts and Nevis, with separate colours for records about species occurring within undefined and those occurring elsewhere.

Top data contributors about biodiversity in Saint Kitts and Nevis

Rank	Country or area	No. of occurrences
1	Saint Kitts and Nevis	25,613
2	United States of America	18,842
3	United Kingdom	1,180
4	Poland	728
5	Canada	505
6	France	437
7	Netherlands	295
8	Switzerland	217
9	International organization or unknown country	183
10	Germany	125

Table 1. Ranking of countries or areas contributing data about Saint Kitts and Nevis

Top datasets contributing data about Saint Kitts and Nevis

EOD – eBird Observation Dataset. *25,613 occurrences in Saint Kitts and Nevis.* (Last updated 27 Sep 2024)

iNaturalist Research-grade Observations. *9,486 occurrences in Saint Kitts and Nevis.* (Last updated 30 Dec 2024)

NMNH Extant Specimen Records (USNM, US). *2,584 occurrences in Saint Kitts and Nevis.* (Last updated 2 Jan 2025)

Museum of Comparative Zoology, Harvard University. *1,921 occurrences in Saint Kitts and Nevis.* (Last updated 1 Jan 2025)

The New York Botanical Garden Herbarium (NY). *1,230 occurrences in Saint Kitts and Nevis.* (Last updated 25 Dec 2024)

See all contributing countries and areas or datasets: gbif.org/country/KN/about