

generated January 2025

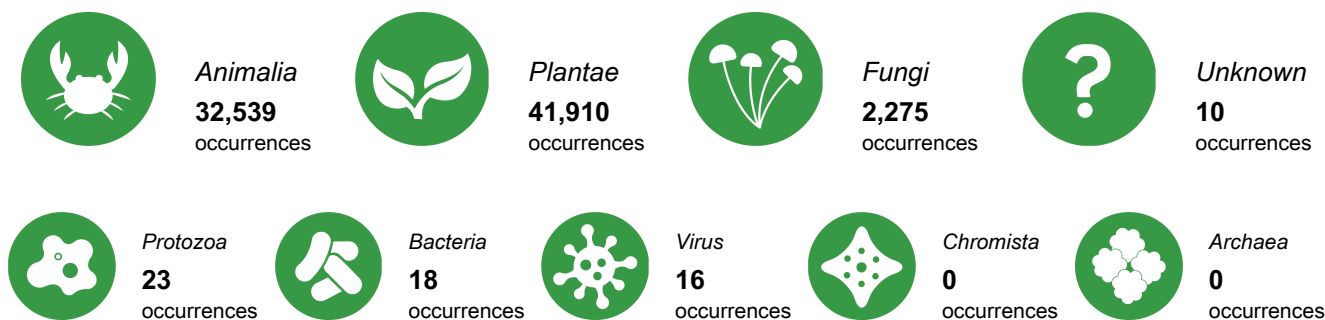
Liechtenstein

This report provides a series of summary charts, statistics and other details about the mobilization and use of open-access species data through the GBIF network, relating to users and participating institutions in Liechtenstein. These metrics show status at the time of report generation, unless otherwise noted. Taken together, the elements of this report can help guide and measure progress toward the information needs for biodiversity research, as well as for national commitments on biodiversity and sustainable development.

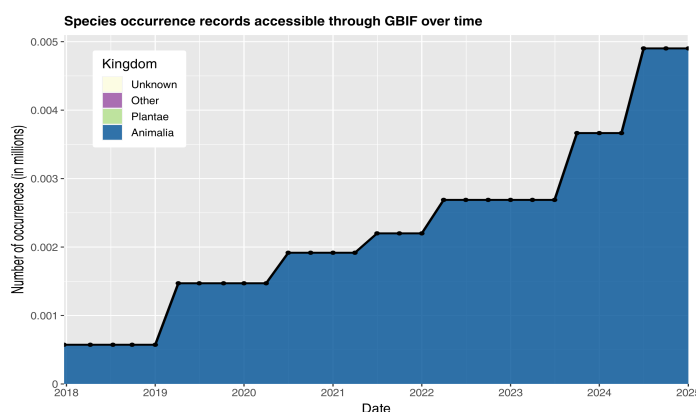
► Access and usage



► Data availability in Liechtenstein



► Data mobilization

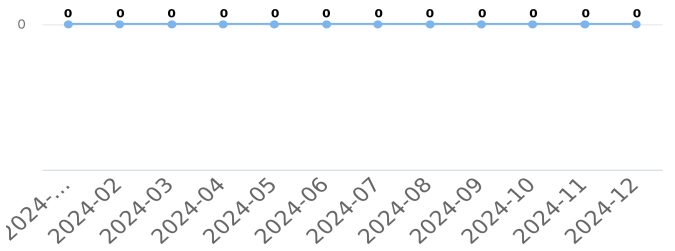
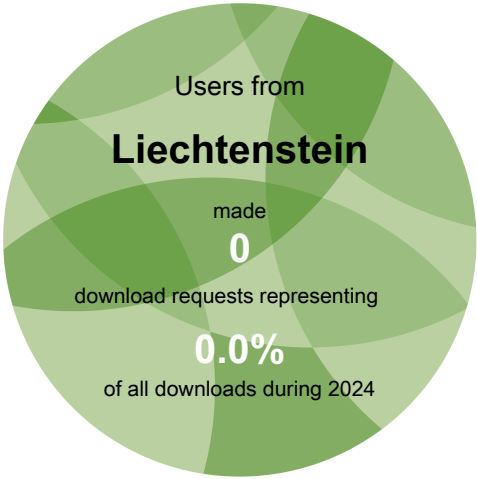


Number of records published by institutions in Liechtenstein, categorized by kingdom



Access and usage

Data downloads on GBIF.org from users in Liechtenstein



Monthly downloads requested by users in Liechtenstein



Data availability

Total data available for selected taxonomic groups in Liechtenstein



Mammals
2,689
occurrences



Birds
6,193
occurrences



Bony fish
132
occurrences



Amphibians
954
occurrences



Insects
20,349
occurrences



Reptiles
213
occurrences



Molluscs
1,916
occurrences



Arachnids
59
occurrences



Flowering plants
40,545
occurrences



Ferns
348
occurrences



Gymnosperms
203
occurrences



Mosses
554
occurrences



Sac fungi
309
occurrences



Basidiomycota
1,966
occurrences

Mammals = Class *Mammalia*
Birds = Class *Aves*
Bony fish = Superclass
Osteichthyes p.p.
Amphibians = Class *Amphibia*

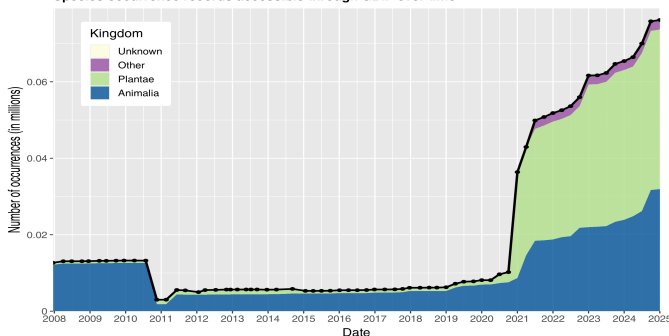
Insects = Class *Insecta*
Reptiles = Class *Testudines*,
Sphenodontia, *Squamata* &
Crocodylia
Molluscs = Phylum *Mollusca*

Arachnids = Class *Arachnida*
Flowering plants = Phylum
Magnoliophyta
Gymnosperms = Superclass
Gymnospermae

Ferns = Phylum *Pteridophyta*
Mosses = Phylum *Bryophyta*
Sac fungi = Phylum *Ascomycota*
Basidiomycota = Phylum
Basidiomycota

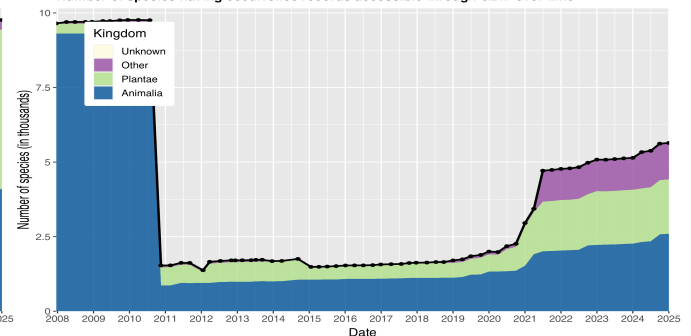
Change over time in records about biodiversity in Liechtenstein

Species occurrence records accessible through GBIF over time



Occurrence records available about species occurring
in Liechtenstein

Number of species having occurrence records accessible through GBIF over time



Species for which at least one occurrence record is
available in Liechtenstein

WHY MIGHT THE AMOUNT OF MOBILIZED DATA DECREASE?

Datasets are sometimes removed by publishers, but more often decreases in the number of records are due to the removal of duplicate records and datasets.

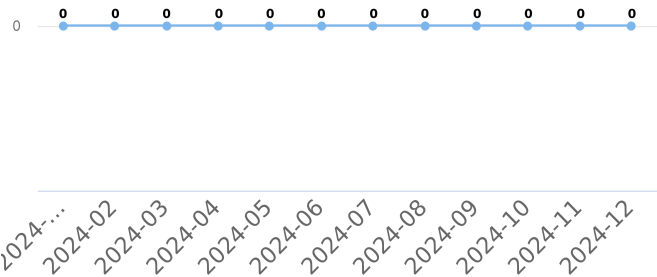
SPECIES COUNTS represent the number of binomial scientific names for which GBIF has received data records, organized as far as possible using synonyms recorded in key databases like the Catalogue of Life



Newest publishers from Liechtenstein

No data available

Occurrence records downloaded from GBIF.org, published by institutions in Liechtenstein

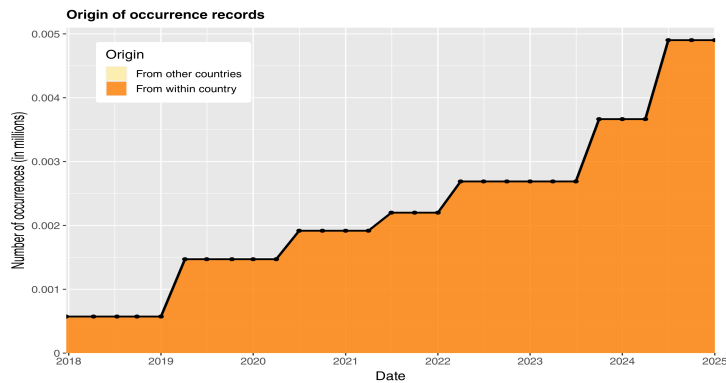


See all publishers from this country or area
gbif.org/publisher/search?country=LI

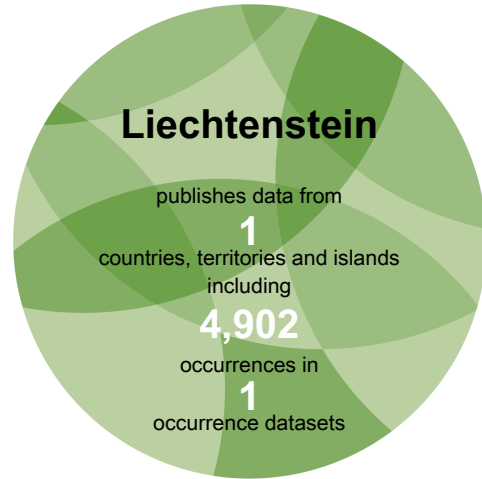
Number of occurrence records downloaded via GBIF.org published by institutions in Liechtenstein

Data mobilization

Data sharing with country or area of origin by national institutions in Liechtenstein



Data sharing with country or area of origin



The chart above shows the number of records shared over time by publishers within Liechtenstein, with separate colours for records about species occurring within undefined and those occurring elsewhere.

Top data contributors about biodiversity in Liechtenstein

Rank	Country or area	No. of occurrences
1	Switzerland	58,707
2	Austria	5,341
3	Liechtenstein	4,902
4	France	2,506
5	United States of America	1,978
6	Netherlands	1,367
7	Germany	1,246
8	United Kingdom	217
9	Sweden	121
10	Norway	113

Top datasets contributing data about Liechtenstein

- Swiss National Databank of Vascular Plants. 35,419 occurrences in Liechtenstein. (Last updated 2 Jun 2024)
- Swiss National Moths Databank. 7,778 occurrences in Liechtenstein. (Last updated 21 Aug 2024)
- EOD – eBird Observation Dataset. 4,902 occurrences in Liechtenstein. (Last updated 27 Sep 2024)
- ZOBODAT (Zoological Botanical Database). 3,780 occurrences in Liechtenstein. (Last updated 21 Dec 2024)
- PI@ntNet automatically identified occurrences. 2,338 occurrences in Liechtenstein. (Last updated 8 Feb 2023)

Table 1. Ranking of countries or areas contributing data about Liechtenstein

See all contributing countries and areas or datasets: gbif.org/country/LI/about