




generated January 2025


## Niue

This report provides a series of summary charts, statistics and other details about the mobilization and use of open-access species data through the GBIF network, relating to users and participating institutions in Niue. These metrics show status at the time of report generation, unless otherwise noted. Taken together, the elements of this report can help guide and measure progress toward the information needs for biodiversity research, as well as for national commitments on biodiversity and sustainable development.

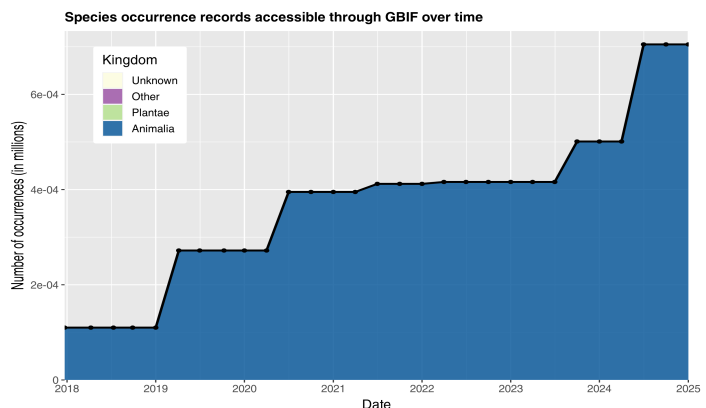
### ► Access and usage



### ► Data availability in Niue



### ► Data mobilization

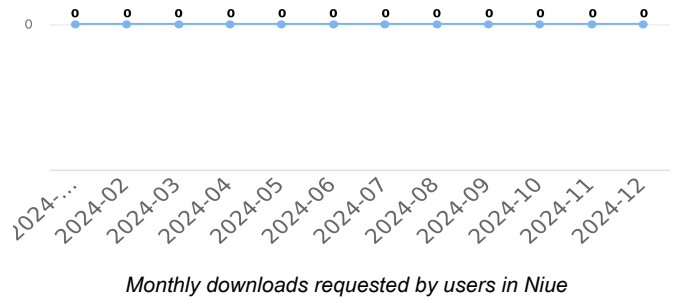
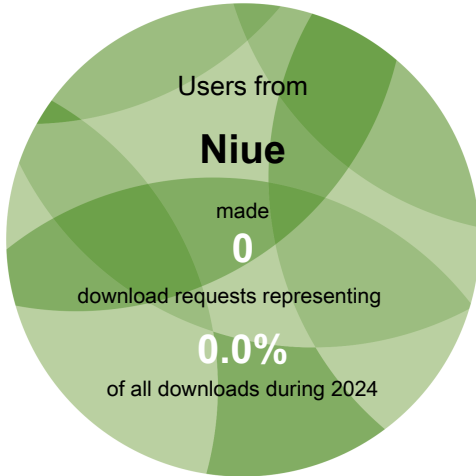


Number of records published by institutions in Niue, categorized by kingdom



## Access and usage

### Data downloads on GBIF.org from users in Niue





## Data availability

### Total data available for selected taxonomic groups in Niue



**Mammals**  
450  
occurrences



**Birds**  
780  
occurrences



**Bony fish**  
3,944  
occurrences



**Amphibians**  
2  
occurrences



**Insects**  
604  
occurrences



**Reptiles**  
391  
occurrences



**Molluscs**  
4,994  
occurrences



**Arachnids**  
64  
occurrences



**Flowering plants**  
3,792  
occurrences



**Ferns**  
367  
occurrences



**Gymnosperms**  
10  
occurrences



**Mosses**  
118  
occurrences



**Sac fungi**  
998  
occurrences



**Basidiomycota**  
509  
occurrences

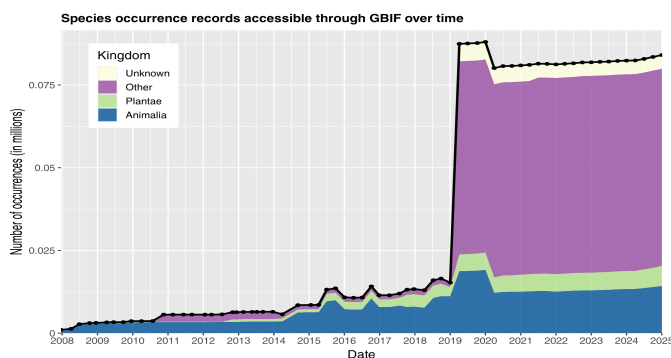
Mammals = Class *Mammalia*  
Birds = Class *Aves*  
Bony fish = Superclass  
*Osteichthyes* p.p.  
Amphibians = Class *Amphibia*

Insects = Class *Insecta*  
Reptiles = Class *Testudines*,  
*Sphenodontia*, *Squamata* &  
*Crocodylia*  
Molluscs = Phylum *Mollusca*

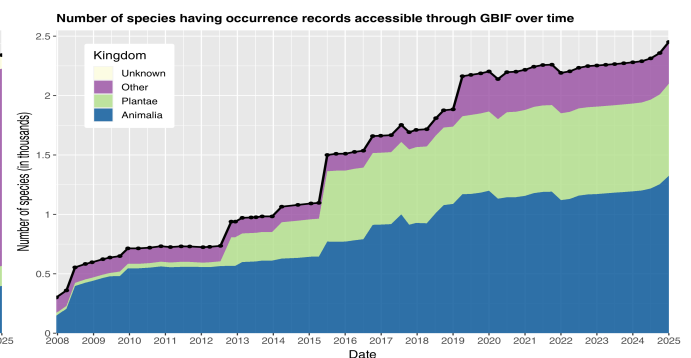
Arachnids = Class *Arachnida*  
Flowering plants = Phylum  
*Magnoliophyta*  
Gymnosperms = Superclass  
*Gymnospermae*

Ferns = Phylum *Pteridophyta*  
Mosses = Phylum *Bryophyta*  
Sac fungi = Phylum *Ascomycota*  
Basidiomycota = Phylum  
*Basidiomycota*

## Change over time in records about biodiversity in Niue



Occurrence records available about species occurring in Niue



Species for which at least one occurrence record is available in Niue

### WHY MIGHT THE AMOUNT OF MOBILIZED DATA DECREASE?

Datasets are sometimes removed by publishers, but more often decreases in the number of records are due to the removal of duplicate records and datasets.


**SPECIES COUNTS** represent the number of binomial scientific names for which GBIF has received data records, organized as far as possible using synonyms recorded in key databases like the Catalogue of Life



### Newest publishers from Niue

No data available

### Occurrence records downloaded from GBIF.org, published by institutions in Niue



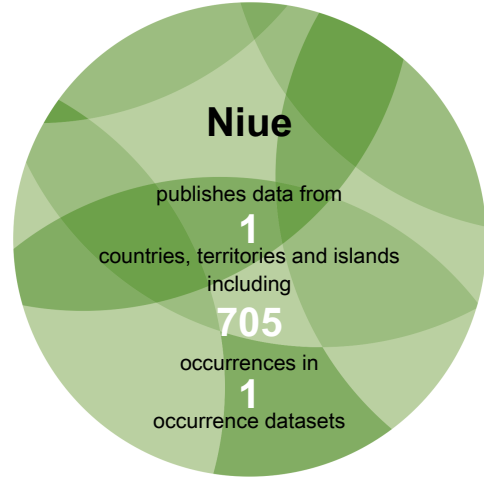
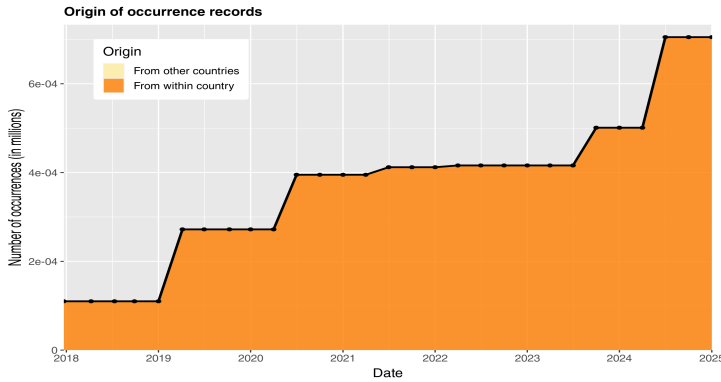
See all publishers from this country or area  
[gbif.org/publisher/search?country=NU](https://gbif.org/publisher/search?country=NU)

Number of occurrence records downloaded via  
GBIF.org published by institutions in Niue



## Data mobilization

### Data sharing with country or area of origin by national institutions in Niue



Data sharing with country or area of origin

The chart above shows the number of records shared over time by publishers within Niue, with separate colours for records about species occurring within undefined and those occurring elsewhere.

### Top data contributors about biodiversity in Niue

Rank	Country or area	No. of occurrences
1	United Kingdom	64,786
2	United States of America	10,507
3	New Zealand	3,590
4	New Caledonia	2,977
5	Australia	1,233
6	Niue	705
7	Venezuela	101
8	International organization or unknown country	48
9	Germany	41
10	Netherlands	33

### Top datasets contributing data about Niue

- Marine metagenomes Metagenome. 64,030 occurrences in Niue. (Last updated 15 Sep 2022)
- University of Florida Invertebrate Paleontology. 3,126 occurrences in Niue. (Last updated 6 Jan 2025)
- UF Invertebrate Zoology. 2,946 occurrences in Niue. (Last updated 6 Jan 2025)
- SPC CoFish Fish Observations Niue 2005. 2,623 occurrences in Niue. (Last updated 23 Aug 2018)
- Allan Herbarium (CHR). 1,802 occurrences in Niue. (Last updated 5 Jan 2025)

Table 1. Ranking of countries or areas contributing data about Niue

See all contributing countries and areas or datasets: [gbif.org/country/NU/about](https://gbif.org/country/NU/about)