



generated January 2025


Chad

This report provides a series of summary charts, statistics and other details about the mobilization and use of open-access species data through the GBIF network, relating to users and participating institutions in Chad. These metrics show status at the time of report generation, unless otherwise noted. Taken together, the elements of this report can help guide and measure progress toward the information needs for biodiversity research, as well as for national commitments on biodiversity and sustainable development.

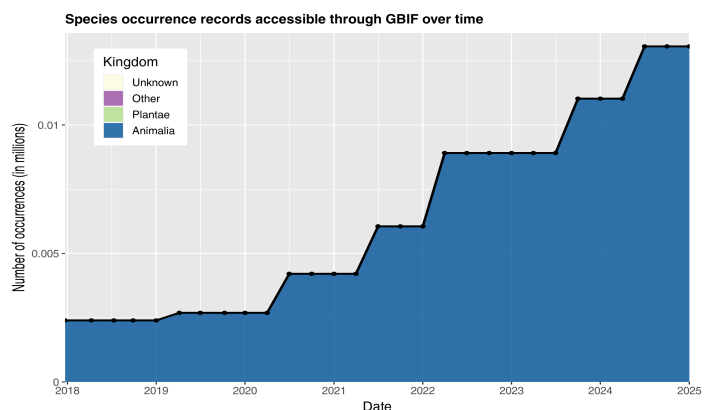
► Access and usage



► Data availability in Chad



► Data mobilization

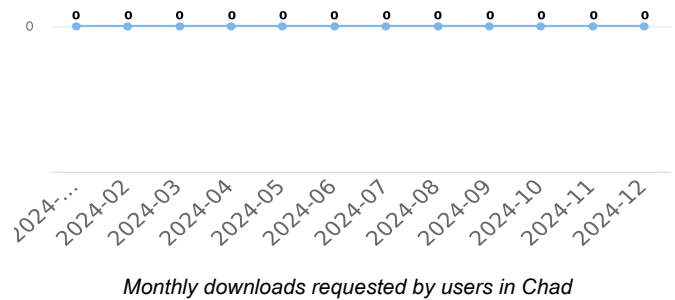
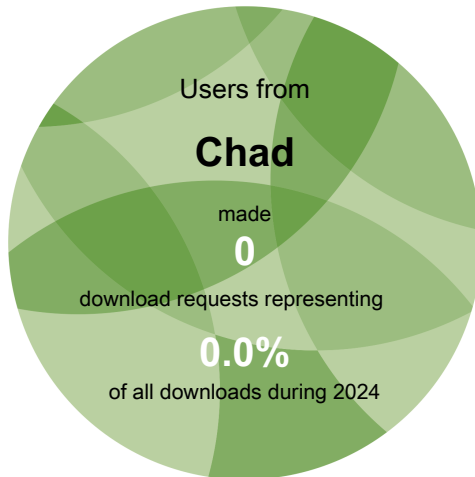


Number of records published by institutions in Chad, categorized by kingdom



Access and usage

Data downloads on GBIF.org from users in Chad



Recent peer-reviewed articles using GBIF-mediated data by co-authors based in Chad

The GBIF Secretariat maintains and reports on an ongoing literature tracking programme, giving priority to substantive uses of GBIF-mediated data in peer-reviewed literature while identifying the countries or areas of the authors' institutional affiliations. The citations below represent the five most recent journal articles with at least one co-author from Chad.

Those interested in assisting the Secretariat in identifying additional peer-reviewed uses of GBIF-mediated data may forward relevant citations to comms@gbif.org.

Lompo, Dimobe, Mbayngone *et al.* (2021) Climate influence on the distribution of the yellow plum (*Ximenia americana* L.) in Burkina Faso. *Trees, Forests and People*.
<https://doi.org/10.1016/j.tfp.2021.100072>

Gaisberger, Kindt, Loo *et al.* (2017) Spatially explicit multi-threat assessment of food tree species in Burkina Faso: A fine-scale approach. *PLOS ONE*.
<https://doi.org/10.1371/journal.pone.0184457>

See all research from this country or area
gbif.org/country/TD/publications/from



Data availability

Total data available for selected taxonomic groups in Chad



Mammals
3,387
occurrences



Birds
23,411
occurrences



Bony fish
1,544
occurrences



Amphibians
854
occurrences



Insects
3,248
occurrences



Reptiles
1,177
occurrences



Molluscs
518
occurrences



Arachnids
427
occurrences



Flowering plants
43,818
occurrences



Ferns
126
occurrences



Gymnosperms
7
occurrences



Mosses
41
occurrences



Sac fungi
35
occurrences



Basidiomycota
47
occurrences

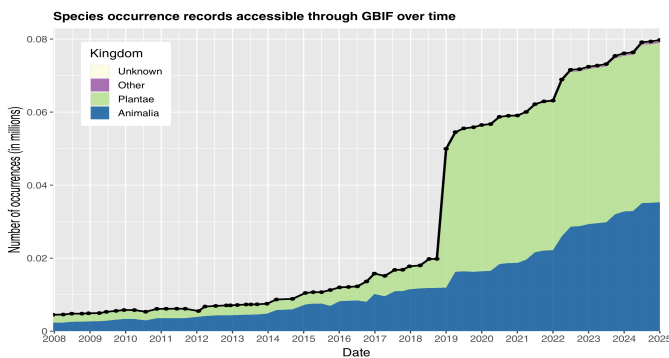
Mammals = Class *Mammalia*
Birds = Class *Aves*
Bony fish = Superclass
Osteichthyes p.p.
Amphibians = Class *Amphibia*

Insects = Class *Insecta*
Reptiles = Class *Testudines*,
Sphenodontia, *Squamata* &
Crocodylia
Molluscs = Phylum *Mollusca*

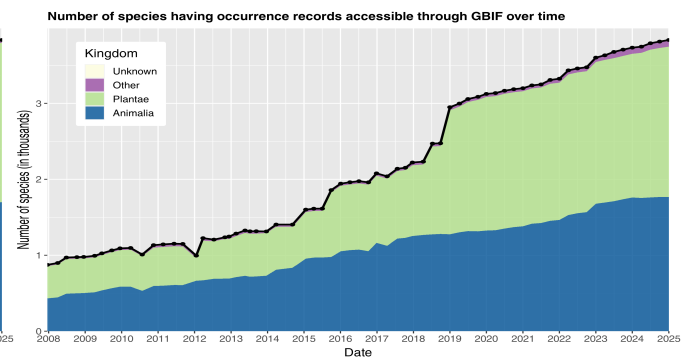
Arachnids = Class *Arachnida*
Flowering plants = Phylum
Magnoliophyta
Gymnosperms = Superclass
Gymnospermae

Ferns = Phylum *Pteridophyta*
Mosses = Phylum *Bryophyta*
Sac fungi = Phylum *Ascomycota*
Basidiomycota = Phylum
Basidiomycota

Change over time in records about biodiversity in Chad



Occurrence records available about species occurring in Chad



Species for which at least one occurrence record is available in Chad

WHY MIGHT THE AMOUNT OF MOBILIZED DATA DECREASE?

Datasets are sometimes removed by publishers, but more often decreases in the number of records are due to the removal of duplicate records and datasets.

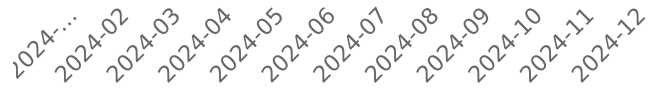
SPECIES COUNTS represent the number of binomial scientific names for which GBIF has received data records, organized as far as possible using synonyms recorded in key databases like the Catalogue of Life



Newest publishers from Chad

No data available

Occurrence records downloaded from GBIF.org, published by institutions in Chad



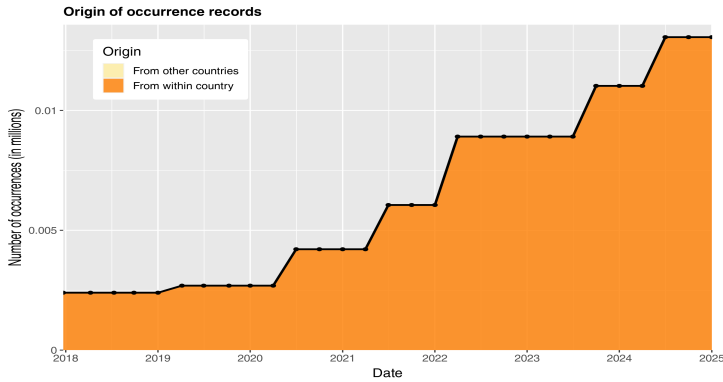
See all publishers from this country or area
gbif.org/publisher/search?country=TD

Number of occurrence records downloaded via GBIF.org published by institutions in Chad

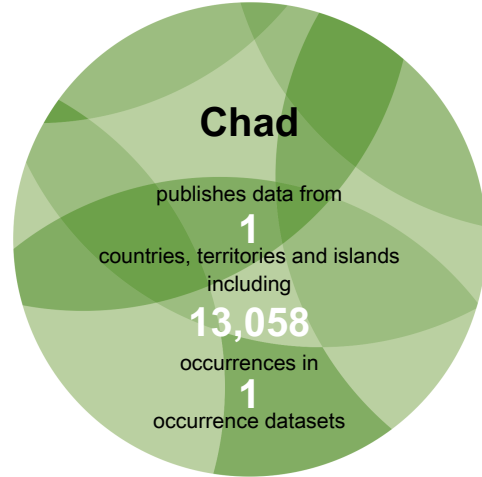


Data mobilization

Data sharing with country or area of origin by national institutions in Chad



Data sharing with country or area of origin



The chart above shows the number of records shared over time by publishers within Chad, with separate colours for records about species occurring within undefined and those occurring elsewhere.

Top data contributors about biodiversity in Chad

Rank	Country or area	No. of occurrences
1	France	38,077
2	Chad	13,058
3	Estonia	6,016
4	United States of America	4,863
5	Belgium	3,906
6	Netherlands	3,577
7	United Kingdom	2,441
8	Poland	2,060
9	Colombia	1,744
10	Germany	1,263

Table 1. Ranking of countries or areas contributing data about Chad

Top datasets contributing data about Chad

FLOTROP, a massive contribution to plant diversity data for open ecosystems in Tropical Africa.. *30,105 occurrences in Chad.* (Last updated 28 Aug 2019)

EOD – eBird Observation Dataset. *13,058 occurrences in Chad.* (Last updated 27 Sep 2024)

BirdMap Data - GPS tracking of Storks, Cranes and birds of prey, breeding in Northern and Eastern Europe. *5,949 occurrences in Chad.* (Last updated 16 Jul 2024)

The vascular plants collection (P) at the Herbarium of the Muséum national d'Histoire Naturelle (MNHN - Paris). *3,831 occurrences in Chad.* (Last updated 1 Jan 2025)

iNaturalist Research-grade Observations. *2,771 occurrences in Chad.* (Last updated 30 Dec 2024)

See all contributing countries and areas or datasets: gbif.org/country/TD/about