



generated January 2025


Saint Vincent and the Grenadines

This report provides a series of summary charts, statistics and other details about the mobilization and use of open-access species data through the GBIF network, relating to users and participating institutions in Saint Vincent and the Grenadines. These metrics show status at the time of report generation, unless otherwise noted. Taken together, the elements of this report can help guide and measure progress toward the information needs for biodiversity research, as well as for national commitments on biodiversity and sustainable development.

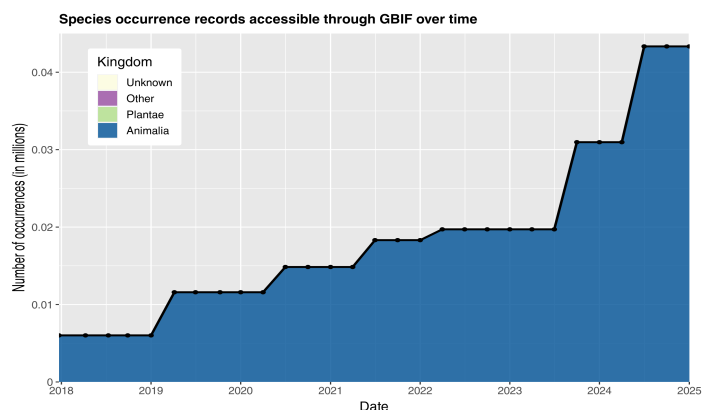
► Access and usage



► Data availability in Saint Vincent and the Grenadines



► Data mobilization

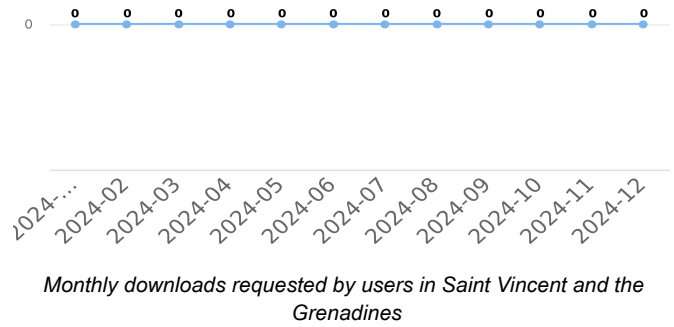
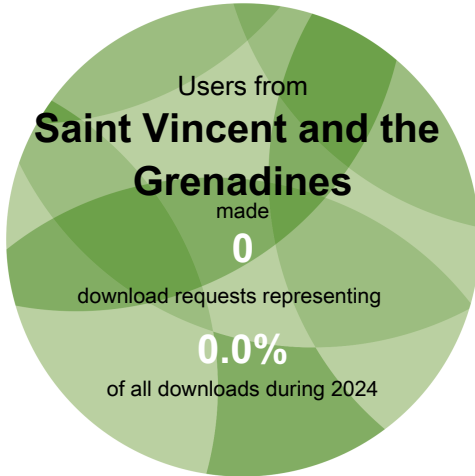


Number of records published by institutions in Saint Vincent and the Grenadines, categorized by kingdom



Access and usage

Data downloads on GBIF.org from users in Saint Vincent and the Grenadines





Data availability

Total data available for selected taxonomic groups in Saint Vincent and the Grenadines



Mammals
1,623
occurrences



Birds
45,926
occurrences



Bony fish
1,889
occurrences



Amphibians
698
occurrences



Insects
3,025
occurrences



Reptiles
3,892
occurrences



Molluscs
3,758
occurrences



Arachnids
192
occurrences



Flowering plants
6,440
occurrences



Ferns
2,064
occurrences



Gymnosperms
6
occurrences



Mosses
413
occurrences



Sac fungi
898
occurrences



Basidiomycota
209
occurrences

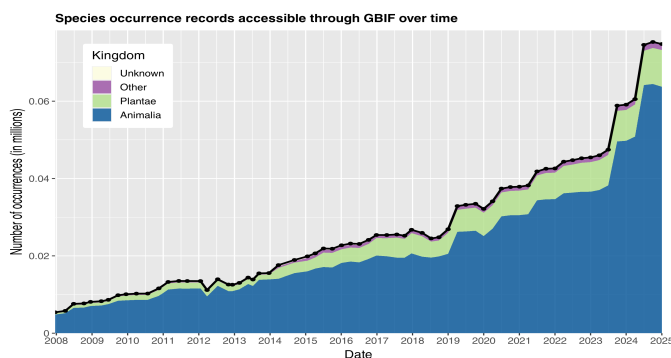
Mammals = Class *Mammalia*
Birds = Class *Aves*
Bony fish = Superclass
Osteichthyes p.p.
Amphibians = Class *Amphibia*

Insects = Class *Insecta*
Reptiles = Class *Testudines*,
Sphenodontia, *Squamata* &
Crocodylia
Molluscs = Phylum *Mollusca*

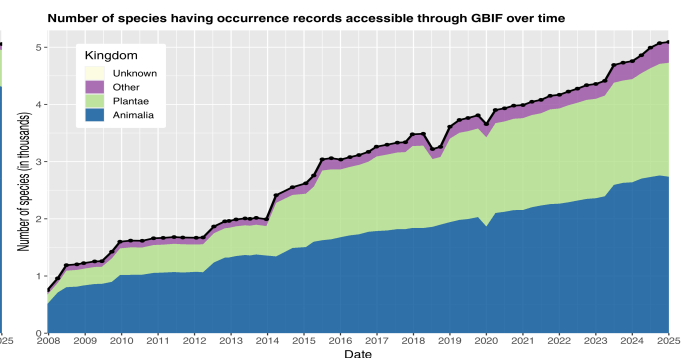
Arachnids = Class *Arachnida*
Flowering plants = Phylum
Magnoliophyta
Gymnosperms = Superclass
Gymnospermae

Ferns = Phylum *Pteridophyta*
Mosses = Phylum *Bryophyta*
Sac fungi = Phylum *Ascomycota*
Basidiomycota = Phylum
Basidiomycota

Change over time in records about biodiversity in Saint Vincent and the Grenadines



Occurrence records available about species occurring in Saint Vincent and the Grenadines



Species for which at least one occurrence record is available in Saint Vincent and the Grenadines

WHY MIGHT THE AMOUNT OF MOBILIZED DATA DECREASE?

Datasets are sometimes removed by publishers, but more often decreases in the number of records are due to the removal of duplicate records and datasets.

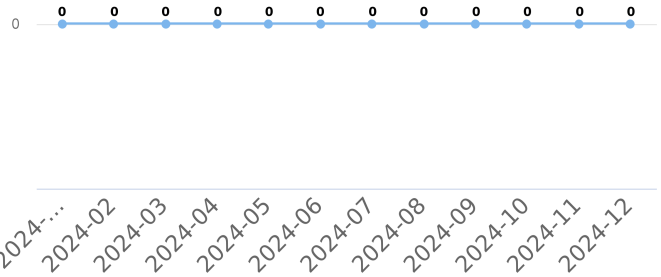
SPECIES COUNTS represent the number of binomial scientific names for which GBIF has received data records, organized as far as possible using synonyms recorded in key databases like the Catalogue of Life



Newest publishers from Saint Vincent and the Grenadines

No data available

Occurrence records downloaded from GBIF.org, published by institutions in Saint Vincent and the Grenadines



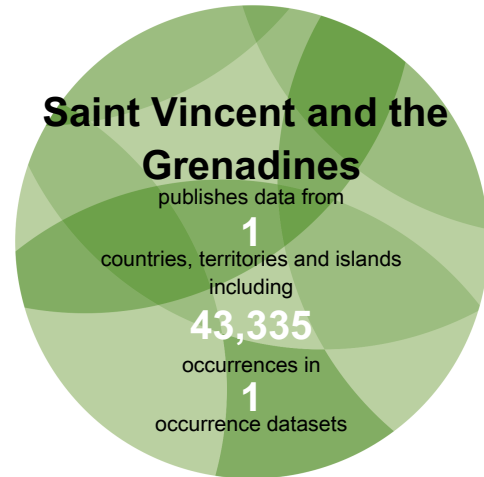
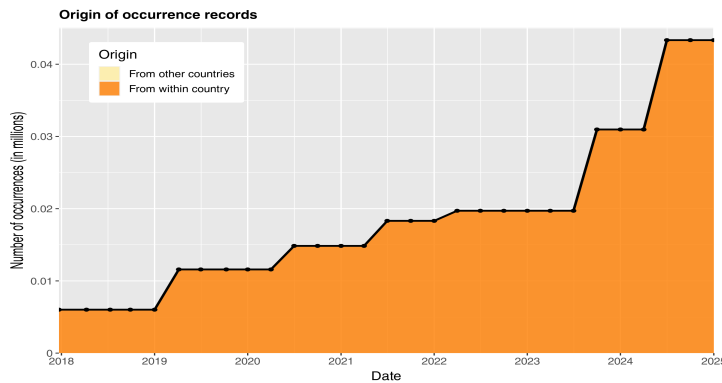
See all publishers from this country or area
gbif.org/publisher/search?country=VC

Number of occurrence records downloaded via GBIF.org published by institutions in Saint Vincent and the Grenadines



Data mobilization

Data sharing with country or area of origin by national institutions in Saint Vincent and the Grenadines



Data sharing with country or area of origin

The chart above shows the number of records shared over time by publishers within Saint Vincent and the Grenadines, with separate colours for records about species occurring within undefined and those occurring elsewhere.

Top data contributors about biodiversity in Saint Vincent and the Grenadines

Rank	Country or area	No. of occurrences
1	Saint Vincent and the Grenadines	43,335
2	United States of America	23,853
3	United Kingdom	3,254
4	Canada	740
5	Venezuela	671
6	Trinidad and Tobago	583
7	France	403
8	Belgium	343
9	Netherlands	335
10	International organization or unknown country	231

Table 1. Ranking of countries or areas contributing data about Saint Vincent and the Grenadines

Top datasets contributing data about Saint Vincent and the Grenadines

EOD – eBird Observation Dataset. 43,335 occurrences in Saint Vincent and the Grenadines. (Last updated 27 Sep 2024)

NMNH Extant Specimen Records (USNM, US). 5,425 occurrences in Saint Vincent and the Grenadines. (Last updated 2 Jan 2025)

Museum of Comparative Zoology, Harvard University. 3,372 occurrences in Saint Vincent and the Grenadines. (Last updated 1 Jan 2025)

iNaturalist Research-grade Observations. 2,611 occurrences in Saint Vincent and the Grenadines. (Last updated 30 Dec 2024)

The New York Botanical Garden Herbarium (NY). 1,491 occurrences in Saint Vincent and the Grenadines. (Last updated 25 Dec 2024)

See all contributing countries and areas or datasets: gbif.org/country/VC/about