

generated January 2024


United States Virgin Islands

This report provides a series of summary charts, statistics and other details about the mobilization and use of open-access species data through the GBIF network, relating to users and participating institutions in United States Virgin Islands. These metrics show status at the time of report generation, unless otherwise noted. Taken together, the elements of this report can help guide and measure progress toward the information needs for biodiversity research, as well as for national commitments on biodiversity and sustainable development.

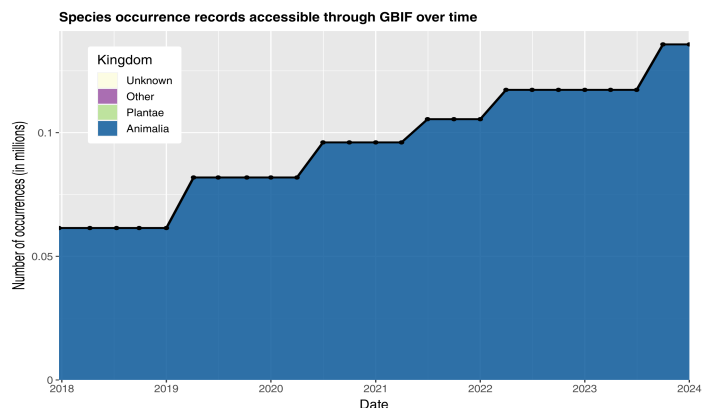
► Access and usage



► Data availability in United States Virgin Islands



► Data mobilization

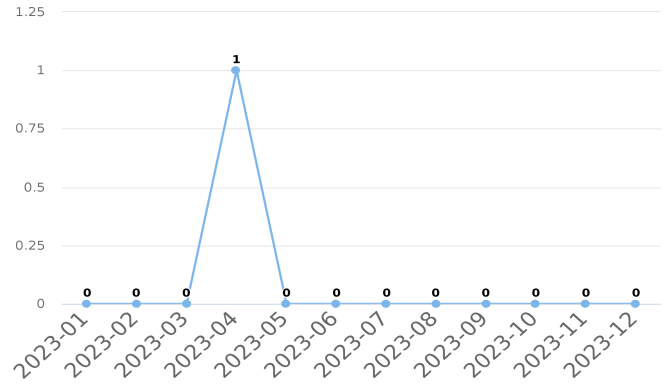
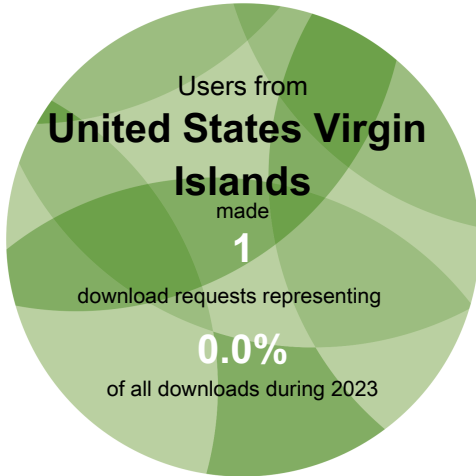


Number of records published by institutions in United States Virgin Islands, categorized by kingdom



Access and usage

Data downloads on GBIF.org from users in United States Virgin Islands

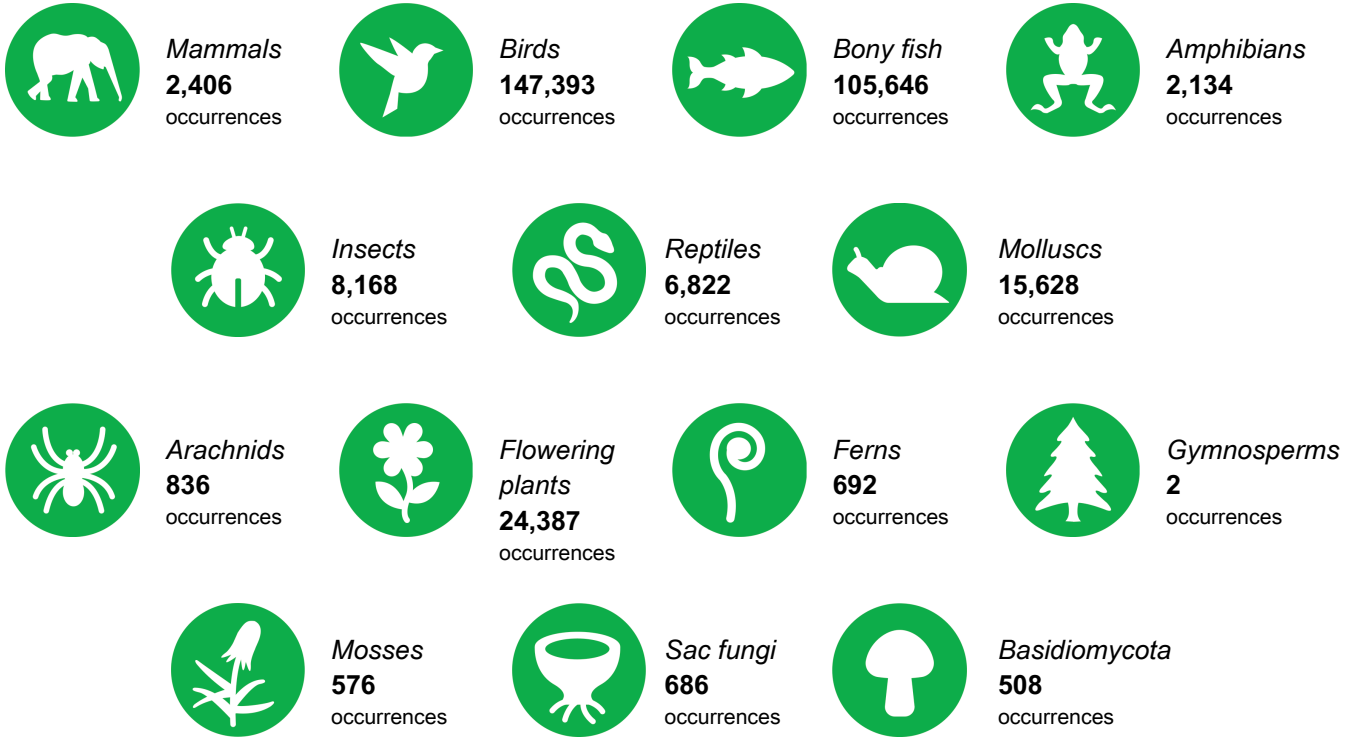


Monthly downloads requested by users in United States Virgin Islands



Data availability

Total data available for selected taxonomic groups in United States Virgin Islands



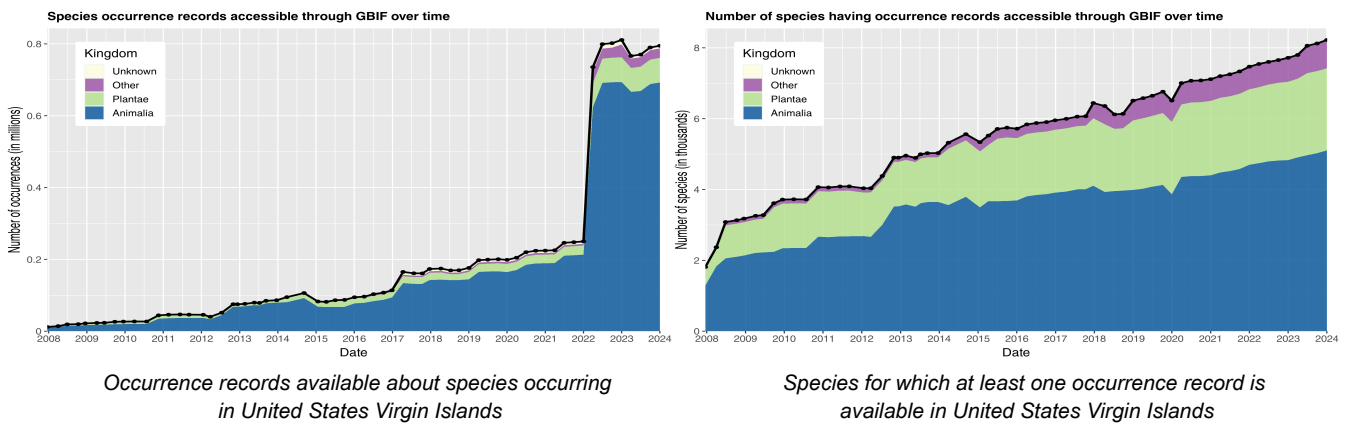
Mammals = Class *Mammalia*
 Birds = Class *Aves*
 Bony fish = Superclass *Osteichthyes* p.p.
 Amphibians = Class *Amphibia*

Insects = Class *Insecta*
 Reptiles = Class *Testudines, Sphenodontia, Squamata & Crocodylia*
 Molluscs = Phylum *Mollusca*

Arachnids = Class *Arachnida*
 Flowering plants = Phylum *Magnoliophyta*
 Gymnosperms = Superclass *Gymnospermae*

Ferns = Phylum *Pteridophyta*
 Mosses = Phylum *Bryophyta*
 Sac fungi = Phylum *Ascomycota*
 Basidiomycota = Phylum *Basidiomycota*

Change over time in records about biodiversity in United States Virgin Islands



WHY MIGHT THE AMOUNT OF MOBILIZED DATA DECREASE?
 Datasets are sometimes removed by publishers, but more often decreases in the number of records are due to the removal of duplicate records and datasets.

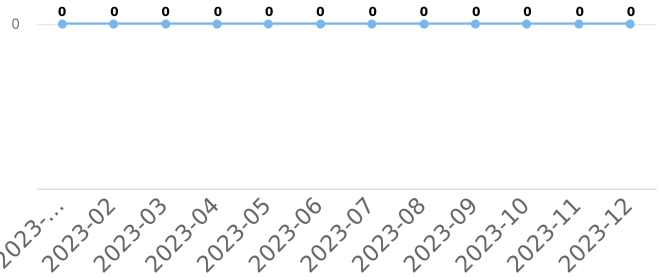
SPECIES COUNTS represent the number of binomial scientific names for which GBIF has received data records, organized as far as possible using synonyms recorded in key databases like the Catalogue of Life



Newest publishers from United States Virgin Islands

No data available

Occurrence records downloaded from GBIF.org, published by institutions in United States Virgin Islands



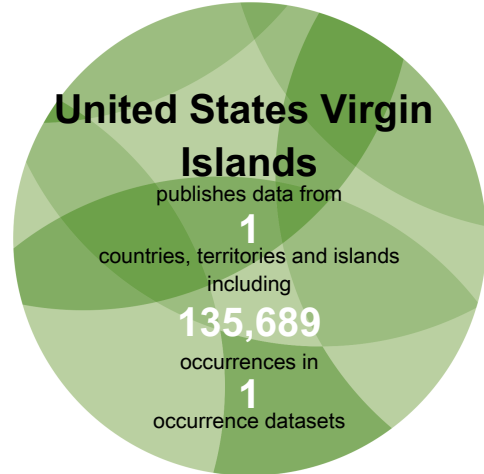
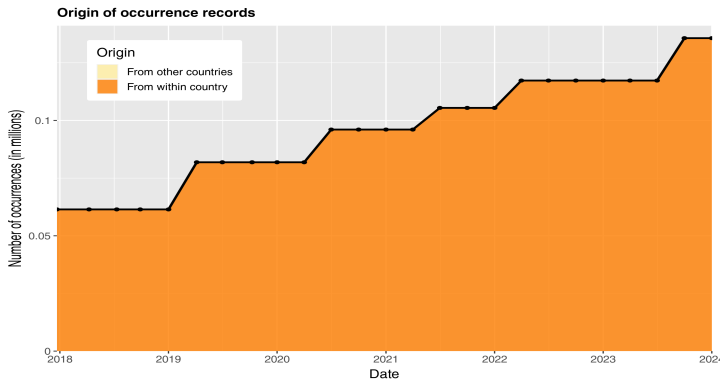
See all publishers from this country or area gbif.org/publisher/search?country=VI

Number of occurrence records downloaded via GBIF.org published by institutions in United States Virgin Islands



Data mobilization

Data sharing with country or area of origin by national institutions in United States Virgin Islands



Data sharing with country or area of origin

The chart above shows the number of records shared over time by publishers within United States Virgin Islands, with separate colours for records about species occurring within undefined and those occurring elsewhere.

Top data contributors about biodiversity in United States Virgin Islands

| Rank | Country or area | No. of occurrences |
|------|---|--------------------|
| 1 | United States of America | 642,968 |
| 2 | United States Virgin Islands | 135,689 |
| 3 | Denmark | 3,841 |
| 4 | Venezuela | 1,932 |
| 5 | United Kingdom | 1,665 |
| 6 | France | 1,635 |
| 7 | Netherlands | 1,481 |
| 8 | Belgium | 1,144 |
| 9 | International organization or unknown country | 894 |
| 10 | Germany | 787 |

Table 1. Ranking of countries or areas contributing data about United States Virgin Islands

Top datasets contributing data about United States Virgin Islands

- U.S. Virgin Islands Territorial Coral Reef Monitoring Program Database (USVI-TCRMP). 463,275 occurrences in United States Virgin Islands. (Last updated 1 Jun 2022)
- EOD – eBird Observation Dataset. 135,689 occurrences in United States Virgin Islands. (Last updated 20 Aug 2023)
- NOAA National Coral Reef Monitoring Program Coral Demographic Data. 75,015 occurrences in United States Virgin Islands. (Last updated 1 Feb 2023)
- iNaturalist Research-grade Observations. 16,990 occurrences in United States Virgin Islands. (Last updated 2 Jan 2024)
- NMNH Extant Specimen Records (USNM, US). 15,891 occurrences in United States Virgin Islands. (Last updated 2 Jan 2024)

See all contributing countries and areas or datasets: gbif.org/country/VI/about